



# GVM IL PARTNER SPECIALIZZATO

## ... GVM is a Skilled Partner

GVM SOLUZIONI è un Team di professionisti nel settore ferramenta e accessori per l'arredamento, in grado di realizzare componenti speciali "fuori serie" per soddisfare ogni singola richiesta.

Il Cliente e le sue necessità sono la base della nostra filosofia aziendale.

Il nostro core business è ascoltare le vostre necessità e trasformarle in oggetti concreti. Tutto questo è possibile grazie ad una struttura operativa agile, flessibile ed efficace che coordina aziende Nazionali ed Internazionali che condividono, con noi la filosofia del "Customer satisfaction".

Questo catalogo raccoglie una vasta serie di articoli disponibili "Just in time"



GVM Soluzioni is a Team of professionals who work in the field of hardware and furniture accessories. We also are able to realize "out of series" special components for satisfaction of every single request.

The basis of company's philosophy is our client and his needs.

Our core business is listening the inquiries and transform them into concrete ideas. All this is possible thanks to flexible agile effective operating structure which coordinates national and international companies which share "customer satisfaction" philosophy with us.

This catalogue contains a wide range of items which are available "just in time"

**ATTIVITÀ IMPORT EXPORT**  
IMPORT – EXPORT

**FERRAMENTA**  
HARDWARE

**CONSULENZA PER ARTICOLI SPECIALI**  
CONSULTANCY FOR SPECIAL ITEMS

The logo for gvm Soluzioni is centered in a black circle. The word 'gvm' is written in a large, lowercase, white sans-serif font. Below it, the word 'Soluzioni' is written in a smaller, lowercase, white sans-serif font. A horizontal line with a green segment on the left and a red segment on the right is positioned below the word 'Soluzioni'.

**gvm**  
Soluzioni

**CONTROLLO QUALITÀ**  
QUALITY CONTROL

**ACCESSORI PER MOBILI**  
FURNITURE ACCESSORIES

**CONFEZIONAMENTO**  
PACKAGING

**OFFICINA MECCANICA**  
WORKSHOP

**MECCANISMI\_6**  
TECHNICAL MECHANISMS

**GUIDE\_24** SLIDES

**CERNIERE\_14**  
HINGES

**MANIGLIE\_30** HANDLES

**MINUTERIA\_33**  
SMALL FITTINGS

**RUOTE e GAMBE\_54**  
CASTORS & LEGS

**INDICE** INDEX

**PIEDINI\_62**  
FEETS

**ILLUMINOTECNICA\_71**  
TECHNICAL LIGHTING

**ACCESSORI ARMADIO\_75**  
WARDROBE ACCESSORIES

**REGGIPENSILI/MENSOLE\_77**  
SHELFS SUPPORTS

**ACCESSORI CUCINA\_85**  
KITCHEN ACCESSORIES

**TUBI & SUPPORTI\_83**  
TUBES & SUPPORTS

**ACCESSORI UFFICIO\_92**  
OFFICE ACCESSORIES



# COME CONSULTARE IL NOSTRO CATALOGO

## How to use our Catalog

### Materiali principali da cui è costituito il prodotto

Main materials from which the product is made

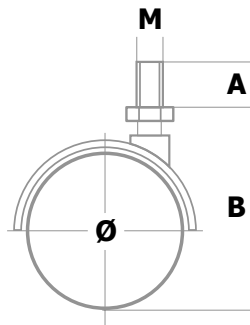
### Immagine del prodotto

Product image



### Disegno tecnico

Technical draw



### Descrizione tecnica del prodotto

Technical specification



- Ruota Ø50 in nylon con perno acciaio M8x12mm. Colore Nero
- Portata 30 Kg.
- Nylon castor Ø50 W/Pin M8x12mm. Color Black
- Load capacity 30 Kg.

	Ø	M	A	B
RT.0050P.N	50	8	12	65



### Quantità in una scatola

Quantity in a box

Colori / Finite disponibili vedere Pag. 78

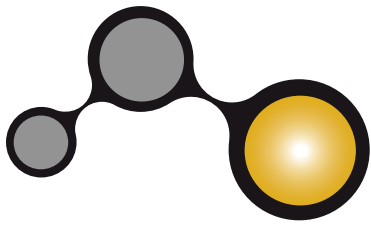
Available Colours and Finishes see Pag. 78

### Codice articolo

ITEM code

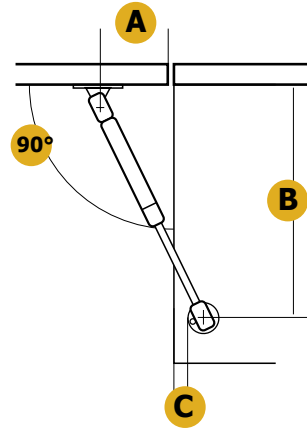
### Zona identificativa di una tipologia di prodotti con caratteristiche simili

FAMILY Background  
Identification zone of a type of products with similar characteristics



ACCIAIO • STEEL

**gvm**  
ITALY



DATI TECNICI • TECHNICAL SPECIFICATION

- Braccetto a Gas interasse 247 mm
- Gas spring int. 247 mm

CODICI • ITEM

**A** **B** **C**

**BRC.GASN50.GR**      90      255      10

**BRC.GASN60.GR**      90      255      10

**BRC.GASN80.GR**      90      255      10

**BRC.GASN100.GR**      90      255      10

**BRC.GASN120.GR**      90      255      10

**BRC.GASN150.GR**      90      255      10

**50**  
NEWTON

**60**  
NEWTON

**80**  
NEWTON

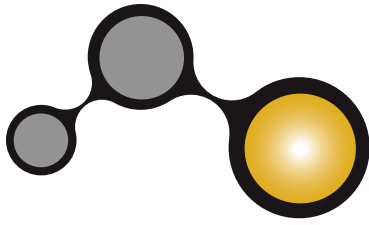
**100**  
NEWTON

**120**  
NEWTON

**150**  
NEWTON

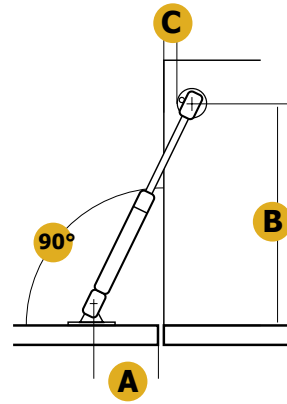
**PCS** 100

GR ○○○○



ACCIAIO • STEEL

**gvm**  
ITALY



### DATI TECNICI • TECHNICAL SPECIFICATION

- Braccetto a Gas contrario, interasse 247 mm
- Reverse Gas spring int. 247 mm

PCS 100 GR ○○○○

**60**  
NEWTON

### CODICI • ITEM

**BRC.GASN60R.GR**

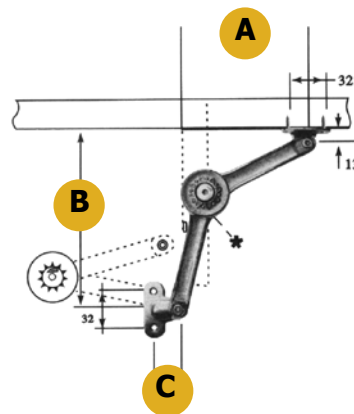
**A B C**

90 255 10



ACCIAIO • STEEL

**gvm**  
ITALY



DATI TECNICI • TECHNICAL SPECIFICATION

- Braccetto a frizione reversibile
- Bracket soft down stay

CODICI • ITEM

**A** **B** **C**

**BRC.REV00.NK**

106 175 37

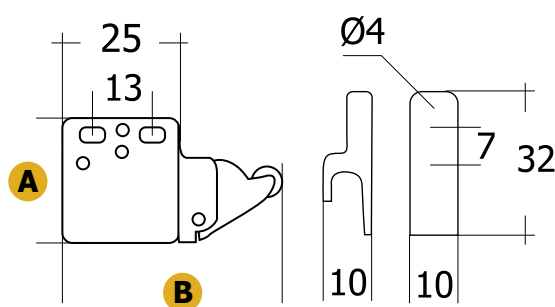
**PCS** 100

**NK**

**PCS** 25 Inner boxes

ACCIAIO - PLASTICA • STEEL - PLASTIC

**gvm**  
ITALY



DATI TECNICI • TECHNICAL SPECIFICATION

- Cricchetto premi e apri. Gancio in plastica (bianco)
- Mini latch, push & open. Plastic hook (white)

CODICI • ITEM

**A** **B**

**CRI.5028.ZB**

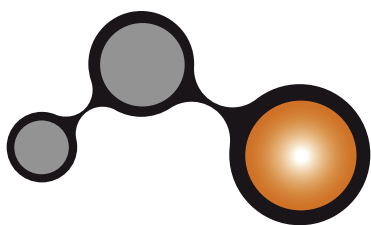
28 50

**PCS** 500

**Z**

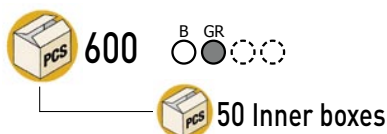
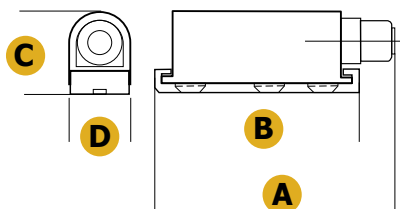
**PCS** 50 Inner boxes





PLASTICA • PLASTIC

**gvm**  
ITALY



DATI TECNICI • TECHNICAL SPECIFICATION

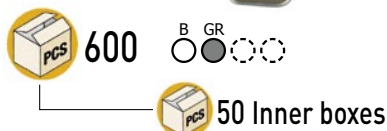
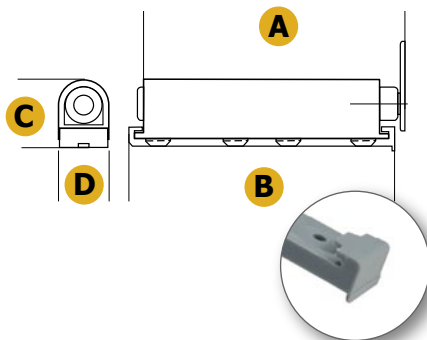
- Cricchetto a scatto con paracolpo 28 Newton
- Push latch with bumper 28 Newton

CODICI • ITEM

	A	B	C	D
<b>CRI.0107P28N.B</b>	58	49,6	19,5	14,4
<b>CRI.0107P28N.GR</b>	58	49,6	19,5	14,4

PLASTICA • PLASTIC

**gvm**  
ITALY



DATI TECNICI • TECHNICAL SPECIFICATION

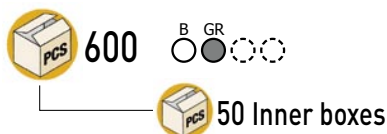
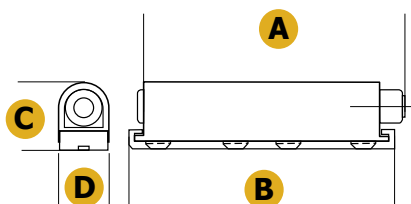
- Cricchetto a scatto con magnete 15 Newton
- Push latch with magnet 15 Newton

CODICI • ITEM

	A	B	C	D
<b>CRI.0109M40.B</b>	83	82	14	9,5
<b>CRI.0109M40.GR</b>	83	82	14	9,5

PLASTICA • PLASTIC

**gvm**  
ITALY



DATI TECNICI • TECHNICAL SPECIFICATION

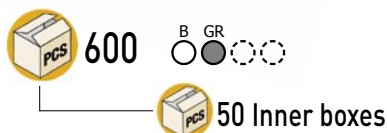
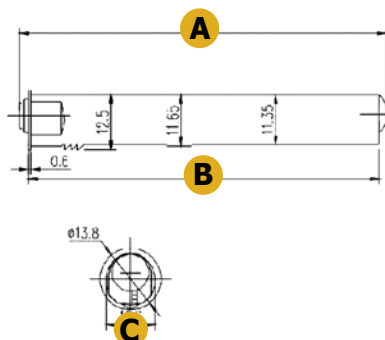
- Cricchetto a scatto con paracolpo 15 Newton
- Push latch with bumper 15 Newton

CODICI • ITEM

	A	B	C	D
<b>CRI.0109P40.B</b>	83	82	14	9,5
<b>CRI.0109P40.GR</b>	83	82	14	9,5

PLASTICA • PLASTIC

**gvm**  
ITALY

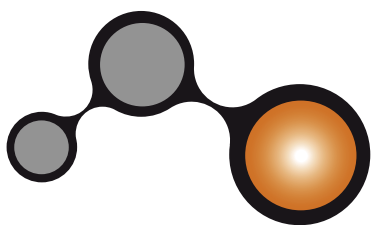


DATI TECNICI • TECHNICAL SPECIFICATION

- Cricchetto a scatto da incasso c/paracolpo 15 Newton
- Built-in push latch, with bumper 15 Newton

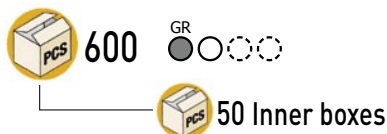
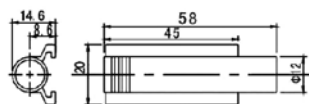
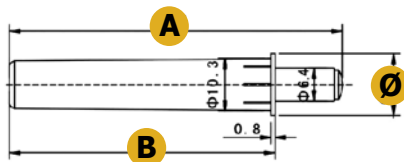
CODICI • ITEM

	A	B	C
<b>CRI.0109P40l.B</b>	83	82,5	12
<b>CRI.0109P40l.GR</b>	83	82,5	12



PLASTICA • PLASTIC

**gvm**  
ITALY



DATI TECNICI • TECHNICAL SPECIFICATION

- Ammortizzatore "SMOVE" in plastica completo di base
- Bumper SMOVE with base

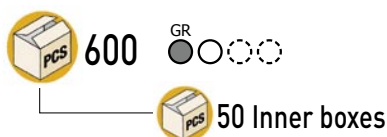
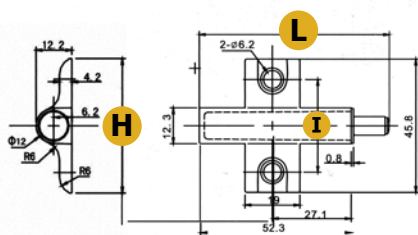
CODICI • ITEM

**A B Ø**

**SMV.103A.GR** 64,4 51,4 12

PLASTICA • PLASTIC

**gvm**  
ITALY



DATI TECNICI • TECHNICAL SPECIFICATION

- Ammortizzatore "SMOVE" in plastica monoscocca
- Plastic bumper SMOVE single body

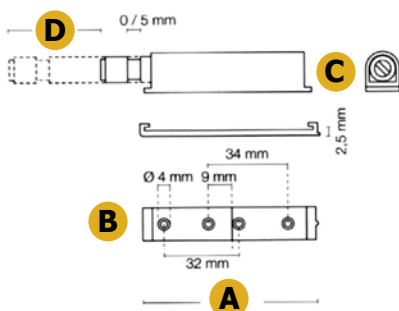
CODICI • ITEM

**L H I**

**SMV.103C.GR** 65,5 46 32

PLASTICA • PLASTIC

MADE  
ITALY



DATI TECNICI • TECHNICAL SPECIFICATION

- Cricchetto a scatto
- Push latch

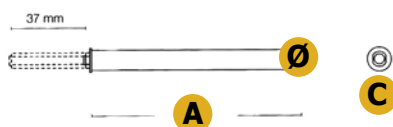
CODICI • ITEM

**A B C D**

**CRI.0296.Bumper** 49 14,5 17,5 13  
**CRI.0196.Magnetic** 49 14,5 17,5 13  
**CRI.0297.Bumper** 74 14,5 17 40  
**CRI.0197.Magnetic** 74 14,5 17 40

PLASTICA • PLASTIC

MADE  
ITALY



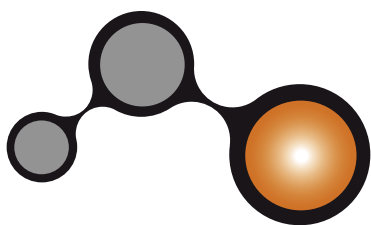
DATI TECNICI • TECHNICAL SPECIFICATION

- Cricchetto a scatto da incasso
- Built-in push latch

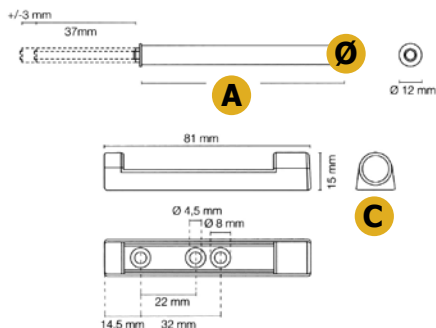
CODICI • ITEM

**A Ø C**

**CRI.0486.Bumper** 76 9,8 12  
**CRI.0386.Magnetic** 76 9,8 12



PLASTICA • PLASTIC



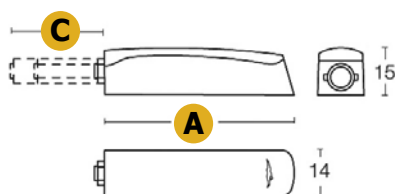
DATI TECNICI • TECHNICAL SPECIFICATION

- Cricchetto a scatto
- Push latch

CODICI • ITEM

	A	Ø	C	D
<b>CRI.0984.Bumper</b>	80	9,8	15	37
<b>CRI.0884.Magnetic</b>	80	9,8	15	37

PLASTICA • PLASTIC



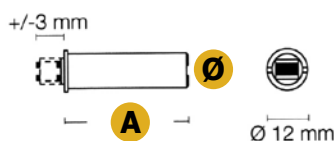
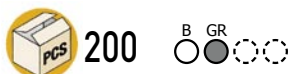
DATI TECNICI • TECHNICAL SPECIFICATION

- Cricchetto a scatto regolabile
- Adjustable push-latch

CODICI • ITEM

	A	C	T
<b>CRI.0694._</b>	58,5	14	Magnetic
<b>CRI.0794._</b>	58,5	14	Bumper
<b>CRI.0894._</b>	89	37	Magnetic
<b>CRI.0994._</b>	89	37	Bumper

PLASTICA • PLASTIC



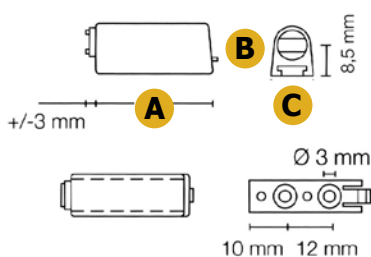
DATI TECNICI • TECHNICAL SPECIFICATION

- Paracolpo da incasso regolabile
- Adjustable embedded shock-absorber

CODICI • ITEM

	A	Ø
<b>SMV.0306.Bumper</b>	26	10
<b>SMV.0206.Magnetic</b>	26	10

PLASTICA • PLASTIC

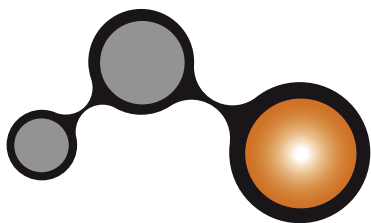


DATI TECNICI • TECHNICAL SPECIFICATION

- Paracolpo regolabile da applicare con basetta a scomparsa
- Adjustable shock-absorber to be screwed, concealed fixing plate

CODICI • ITEM

	A	B	C
<b>SMV.0727.Bumper</b>	32	13,5	12
<b>SMV.0627.Magnetic</b>	32	13,5	12

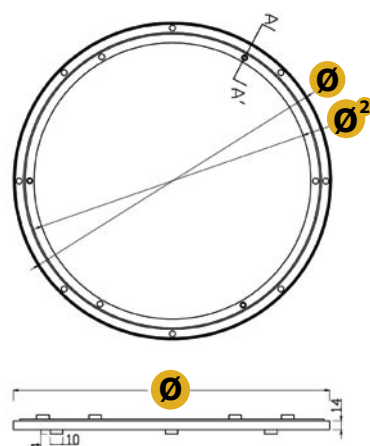


METALLO • METAL



DATI TECNICI • TECHNICAL SPECIFICATION

- Disco girevole in alluminio.
- Aluminium rotating disk.

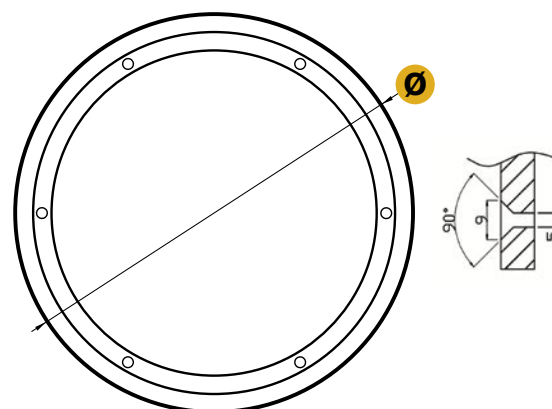



CODICI • ITEM

	Ø	Ø <sup>2</sup>	KG
DSK.0320._	320	261	300
DSK.0320C._	320	261	150
DSK.0450._	450	382	350



**gvm**  
ITALY

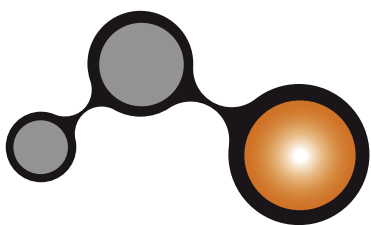


CODICI • ITEM

	Ø	Ø <sup>2</sup>	KG
DSK.S0500S.AL	507	444	180
DSK.S0600S.AL	600	524	220
DSK.S0800S.AL	798	704	300
DSK.o800C.AL	798	704	300
DSK.1000C.AL	990	890	350

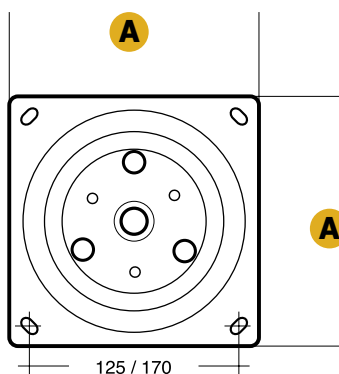
SILENT SYSTEM





ACCIAIO • STEEL

**gvm**  
ITALY



DATI TECNICI • TECHNICAL SPECIFICATION

- Piastra girevole
- Swivel plate

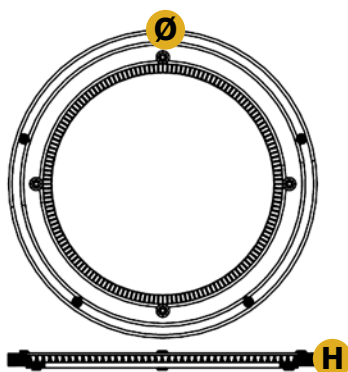
CODICI • ITEM



<b>PST.15GIREV.N</b>	150	14	32	1,6
<b>PST.20GIREV.N</b>	207	16	12	2

PLASTICA • PLASTIC

MADE  
ITALY



DATI TECNICI • TECHNICAL SPECIFICATION

- Disco girevole in plastica. Portata da 150 a 200 Kg
- Rotating disk in plastic. Load capacity 150/200 Kg


CODICI • ITEM



<b>DSK.0230.N (TR)</b>	230	13	150
<b>DSK.0280.N (TR)</b>	280	13	200

PLASTICA • PLASTIC

MADE  
ITALY




DATI TECNICI • TECHNICAL SPECIFICATION

- Disco girevole ad una o tre piste
- Rotating disk composed of one or three runs

CODICI • ITEM



<b>DSG.01401P.N</b>	140	1
<b>DSG.01453P.N</b>	145	3
<b>DSG.01603P.N</b>	160	3
<b>DSG.01801P.N</b>	180	1
<b>DSG.01803P.N</b>	180	3
<b>DSG.02801P.N</b>	280	1
<b>DSG.02853P.N</b>	285	3
<b>DSG.02201P.N</b>	220	1
<b>DSG.03001P.N</b>	300	1
<b>DSG.03103P.N</b>	310	3




# CERNIERE CLIP-ON

## CLIP-ON HINGES

ACCIAIO • STEEL

**SOFT-CLOSING**

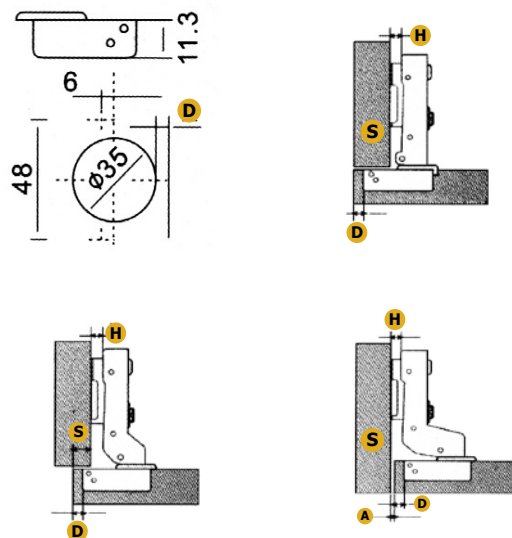
**gvm**  
ITALY



250

DATI TECNICI • TECHNICAL SPECIFICATION

- Cerniera Clip-on ammortizzata in acciaio nichelato con regolazioni disponibile con collo: 0 - 8 - 15
- Clip-on hinges soft closing with regulations available with crank: 0 - 8 - 15



CODICI • ITEM

**I** **K**

CRN.I048C00R.NK	48	0	H= 14+D-S
CRN.I048C08R.NK	48	8	H= 5+D-S
CRN.I048C15R.NK	48	15	H= -2+D+A

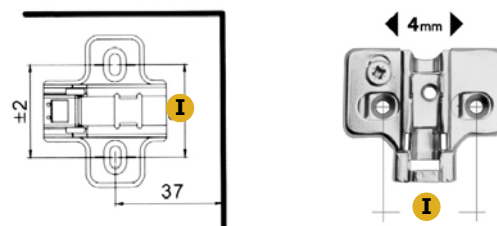
ACCIAIO • STEEL



500

DATI TECNICI • TECHNICAL SPECIFICATION


- Base per cerniera clip on idraulica 3D
- Plate for 3D clip-on hinge



CODICI • ITEM

**I**

BST.132H00D.NK	32
BST.132H02D.NK	32




# CERNIERE SLIDE-ON

## SLIDE-ON HINGES

ACCIAIO • STEEL

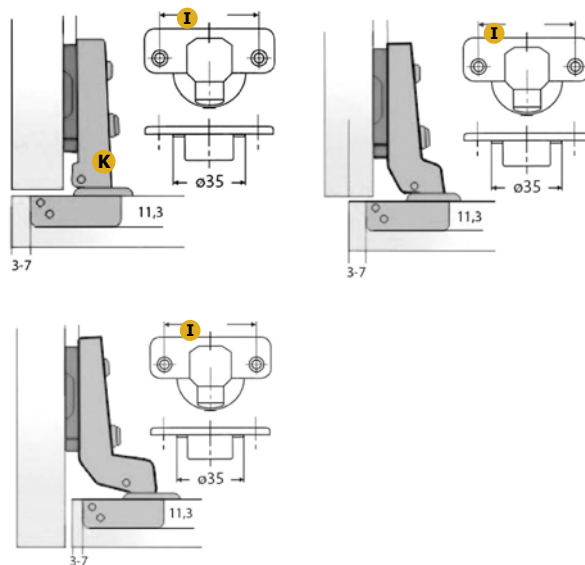
**gvm**  
ITALY



250

DATI TECNICI • TECHNICAL SPECIFICATION

- Cerniera Slide-on in acciaio nichelato con regolazioni disponibile con collo: 0 - 8 - 15
- Slide-on hinges with regulations available with crank: 0 - 8 - 15



CODICI • ITEM

**I** **K**

<b>CRN.00SL48.NK</b>	48	0
<b>CRN.08SL48.NK</b>	48	8
<b>CRN.15SL48.NK</b>	48	15

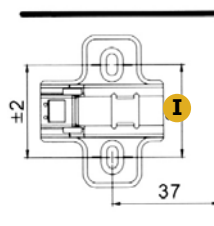
ACCIAIO • STEEL



1000   
 250 Inner boxes

DATI TECNICI • TECHNICAL SPECIFICATION

- Basi per cerniera Slide on H 0/2/4
- Plate for Slide-on hinge H 2/4



CODICI • ITEM

**I** **H**

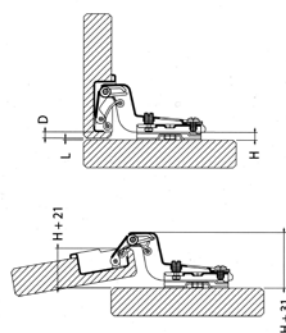
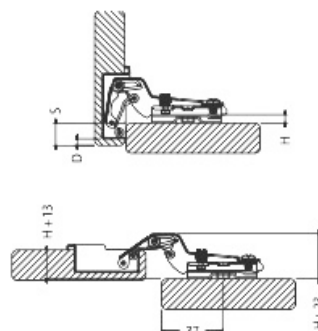
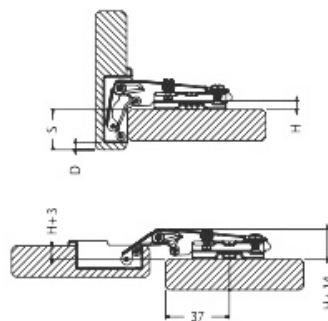
<b>BST.SLHo(0/2/4).NK</b>	32	0/2/4
<b>* BST.SLHo(0/2/4)E.NK</b>	32	0/2/4

**SLIDE-ON**

**110° • Ø35**

**DATI TECNICI • TECHNICAL SPECIFICATION**

- Cerniera Slide-on in acciaio nichelato con regolazioni
- Slide-on hinges with regulations



**CODICI • ITEM**

**I K**

<b>CRN.D8504800.NK</b>	48	0
<b>CRN.D8504808.NK</b>	48	8
<b>CRN.D8504815.NK</b>	48	15



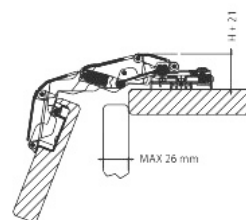
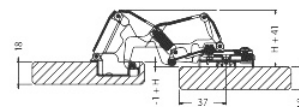
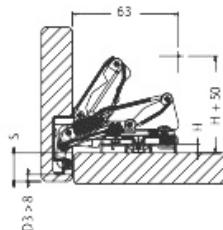
## SLIDE-ON

165° • Ø35



### DATI TECNICI • TECHNICAL SPECIFICATION

- Cerniera Slide-on 165° con regolazioni
- Slide-on hinges 165° with regulations



### CODICI • ITEM

**I** **K**

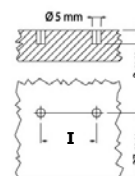
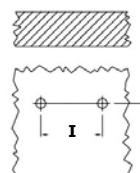
<b>CRN.D8644800.NK</b>	48	0
<b>CRN.D8644808.NK</b>	48	8

## BASI • PLATES



### DATI TECNICI • TECHNICAL SPECIFICATION

- Basi per cerniera slide on
- Plates for slide-on hinge



### CODICI • ITEM

**I**

<b>BST.D996H01.NK</b>	32
<b>BST.D996H02.NK</b>	32
<b>BST.D996H04.NK</b>	32

<b>BST.D996EH01.NK</b>	32
<b>BST.D996EH02.NK</b>	32
<b>BST.D996EH04.NK</b>	32



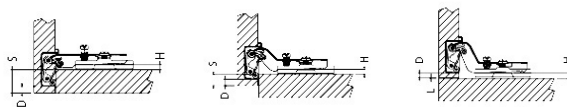
**SLIDE-ON**

**MINI • Ø26**



PCS 500 NK

**DATI TECNICI • TECHNICAL SPECIFICATION**



**CODICI • ITEM**

**I K**

CRN.D6423800.NK	38	0
CRN.D6423808.NK	38	8
CRN.D6423815.NK	38	15

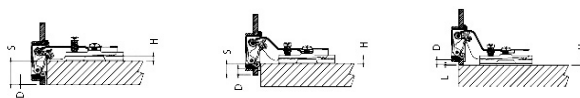
**SLIDE-ON**

**MINI VETRO • Ø26**



PCS 500 NK

**DATI TECNICI • TECHNICAL SPECIFICATION**



**CODICI • ITEM**


**Ø K**

CRN.D64000.NK	26	0
CRN.D64008.NK	26	8
CRN.D64015.NK	26	15

**BASE • PLATE**



CRN.DT000.CR



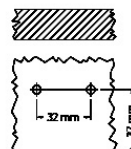
CRN.DS000.CR



PCS 0 CR

PCS 0 NK

**DATI TECNICI • TECHNICAL SPECIFICATION**



**CODICI • ITEM**

**I H**

BST.DH00.NK	32	0
BST.DH01.NK	32	01
BST.DH03.NK	32	03

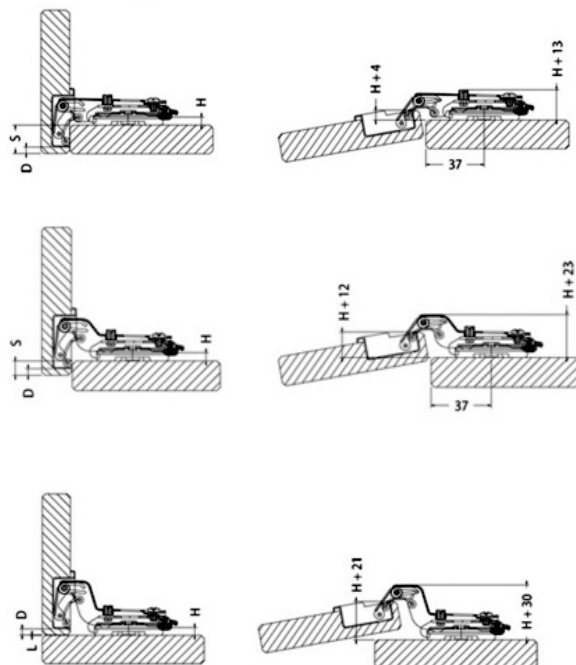
## CLIP-ON

110° • Ø35



 250  

## DATI TECNICI • TECHNICAL SPECIFICATION



## CODICI • ITEM

**I K**

CRN.DK5004800.NK	48	0
CRN.DK5004808.NK	48	8
CRN.DK5004815.NK	48	15

## BASI • PLATES



reversibile

 1000  



reversibile

 1000  



reversibile

 1000  



 1000  

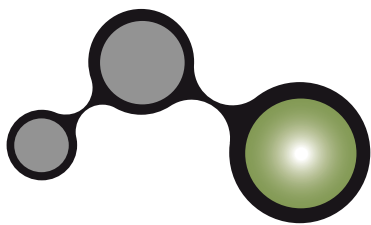
## DATI TECNICI • TECHNICAL SPECIFICATION

- Basi per cerniera CLIP on
- Plates for CLIP-on hinge

## CODICI • ITEM

**I H**

BST.DK99701.NK	32	01
1 BST.DK99702.NK	32	02
BST.DK99704.NK	32	04
BST.DKE99701.NK	32	01
2 BST.DKE99702.NK	32	02
BST.DKE99704.NK	32	04
3 BST.DK97101.NK	32	01
4 BST.DK98701.NK	32	01



**CLIP-ON**

**45° • Ø35**



PCS 200 NK ○○○○



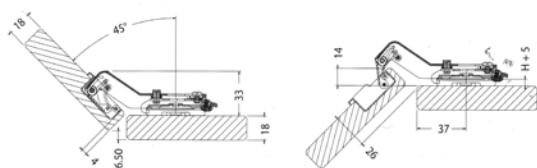
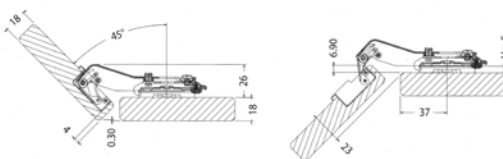
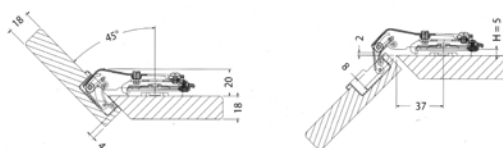
PCS 200 NK ○○○○



PCS 200 NK ○○○○

**DATI TECNICI • TECHNICAL SPECIFICATION**


- Cerniera Clip-on in zama apertura 90° per angoli 45° con regolazioni
- Clip-on zamak hinges opening 90° corners 45° with regulations



**CODICI • ITEM**

**I K**

CRN.D5114800.NK	48	0
CRN.D5114808.NK	48	8
CRN.D5114815.NK	48	15



## CLIP-ON

Ø35



30°

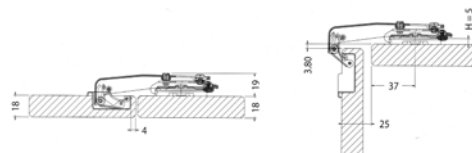


37°



### DATI TECNICI • TECHNICAL SPECIFICATION

- Cerniera Clip-on in zama per montaggio su montante
- Clip-on zamak hinges to fix on the blind corners



### CODICI • ITEM

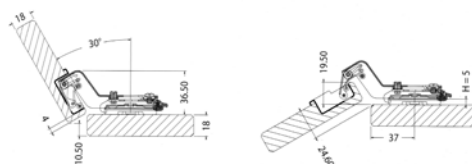
**I** **K**

**CRN.D5124800.NK**

48 0

### DATI TECNICI • TECHNICAL SPECIFICATION

- Cerniera Clip-on in zama 30°
- Clip-on zamak hinges 30°



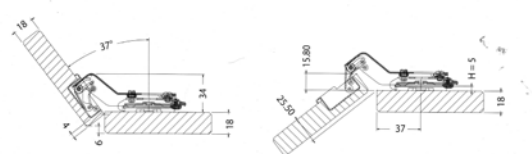
### CODICI • ITEM

**I** **K**

**CRN.D5134815.NK**

48 15

### DATI TECNICI • TECHNICAL SPECIFICATION



### CODICI • ITEM

**I** **K**

**CRN.D5164808.NK**

48 8

## SLIDE-ON

165°

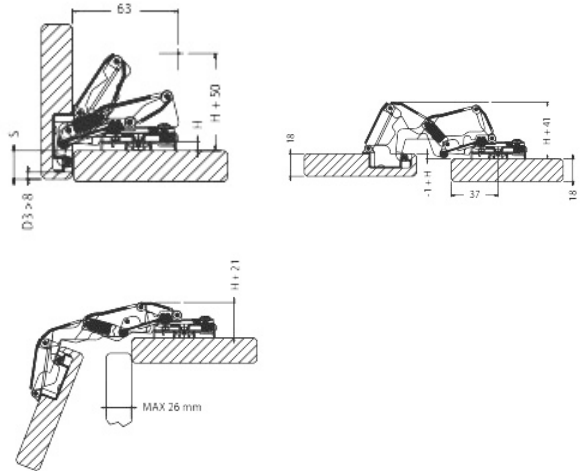


100



## DATI TECNICI • TECHNICAL SPECIFICATION

- Cerniera Clip-on 165° con regolazioni
- Clip-on hinges 165° with regulations




## CODICI • ITEM

**I K**

<b>CRN.D16500D.NK</b>	48	0
<b>CRN.D16508D.NK</b>	48	8

## ACCESSORI • ACCESSORIES

UNIVERSAL



50



## DATI TECNICI • TECHNICAL SPECIFICATION

- Ammortizzatori per Slide-On e Clip-On
- Shock absorber for Slide\_On and Clip-On hinges

## CODICI • ITEM

**I**

<b>CNR.0412.NK</b>	48
--------------------	----

ADJUSTABLE




50



## CODICI • ITEM

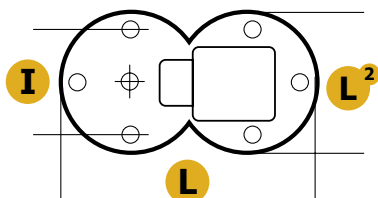

**I**

<b>CNR.D00Z.NK</b>	48
--------------------	----



ZAMA • ZAMAK

**gvm**  
ITALY



DATI TECNICI • TECHNICAL SPECIFICATION

- Cerniera in zama per anta a ribalta c/reg. Nichel
- Zamak hinge for flap door with regulations - Nickel

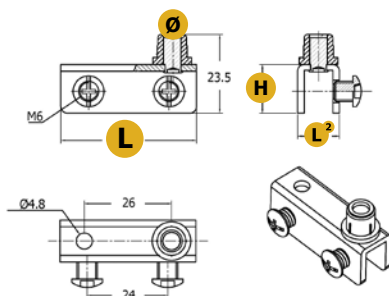
CODICI • ITEM

**CRN.9030.NK**

<b>L</b>	<b>L<sup>2</sup></b>	<b>H</b>	<b>I</b>
56	37	13	32

ZAMA • ZAMAK

**gvm**  
ITALY



DATI TECNICI • TECHNICAL SPECIFICATION

- Cerniera per anta in vetro. Spessore max 8mm.
- Hinge for glaze door, Thickness max 8mm.

CODICI • ITEM

**CRN.HIFI40.CR**

<b>L</b>	<b>L<sup>2</sup></b>	<b>H</b>	<b>Ø</b>
40	12	14,5	8

ZAMA • ZAMAK

**gvm**  
ITALY



DATI TECNICI • TECHNICAL SPECIFICATION

- Cerniera FROG Easy-on con molla.
- Zamak hinge Easy-on with spring.

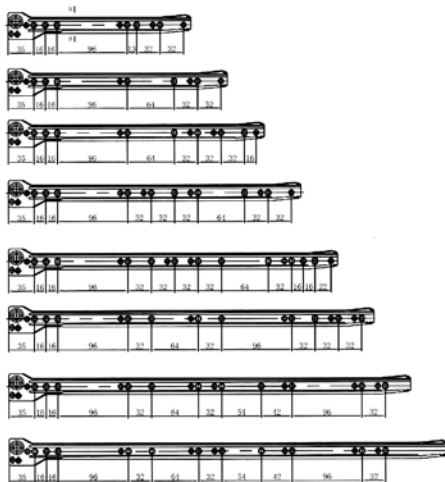
CODICI • ITEM

**CRN.FR00.NK**



ACCIAIO • STEEL

**gvm**  
ITALY



**GDR.0000.GR**



**COMPATIBLE**

- Sistema chiusura ammortizzata
- Soft-closing System

GR

**DATI TECNICI**  
TECHNICAL SPECIFICATION

- Guide rullino per cassetti
- Drawers slides

**CODICI • ITEM**

**L**

**THICKNESS**

<b>GDR.0250._</b>	250	1
<b>GDR.0300._</b>	300	1
<b>GDR.0350._</b>	350	1
<b>GDR.0400._</b>	400	1
<b>GDR.0450._</b>	450	1
<b>GDR.0500._</b>	500	1
<b>GDR.0550._</b>	550	1
<b>GDR.0600._</b>	600	1



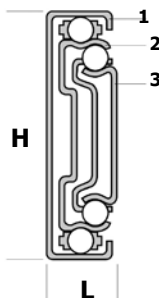

25 SET



ACCIAIO • STEEL

**gvm**  
ITALY

**KG** 45 Kg.



**GDR.0000.GR**



**COMPATIBLE**

- Sistema chiusura ammortizzata
- Soft-closing System

GR

**DATI TECNICI • TECHNICAL SPECIFICATION**

- Guide a sfere con uscita totale
- Drawers slides full extraction

**CODICI • ITEM**

**L**

**H**

**1**

**2**

**3**


<b>GDT.SF025.Z</b>	250	45	1,2	1,2	1,4
<b>GDT.SF030.Z</b>	300	45	1,2	1,2	1,4
<b>GDT.SF035.Z</b>	350	45	1,2	1,2	1,4
<b>GDT.SF040.Z</b>	400	45	1,2	1,2	1,4
<b>GDT.SF045.Z</b>	450	45	1,2	1,2	1,4
<b>GDT.SF050.Z</b>	500	45	1,2	1,2	1,4
<b>GDT.SF055.Z</b>	550	45	1,2	1,2	1,4
<b>GDT.SF060.Z</b>	600	45	1,2	1,2	1,4
<b>GDT.SF065.Z</b>	650	45	1,2	1,2	1,4
<b>GDT.SF070.Z</b>	700	45	1,2	1,2	1,4



15 SET








ACCIAIO • STEEL

**SOFTCLOSING**

DATI TECNICI • TECHNICAL SPECIFICATION

- Guida ammortizzata ad estrazione totale
- Soft closing and full extraction slides



CODICI • ITEM

**L** **H**


GDT.SAM025.Z	250	45
GDT.SAM030.Z	300	45
GDT.SAM035.Z	350	45
GDT.SAM040.Z	400	45
GDT.SAM045.Z	450	45
GDT.SAM050.Z	500	45
GDT.SAM055.Z	550	45
GDT.SAM060.Z	600	45
GDT.SAM065.Z	650	45
GDT.SAM70.Z	700	45



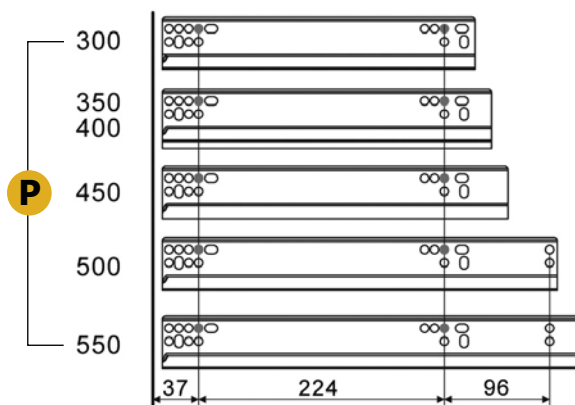
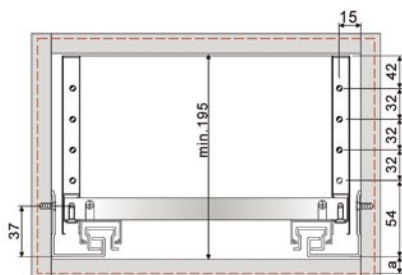
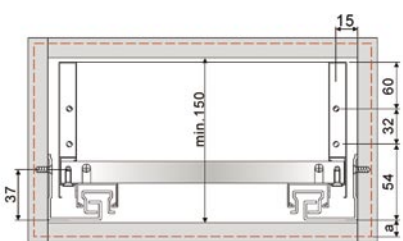
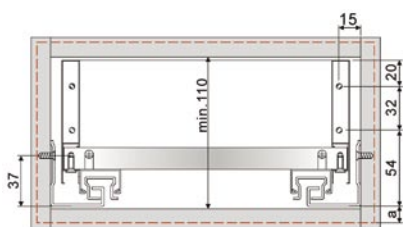

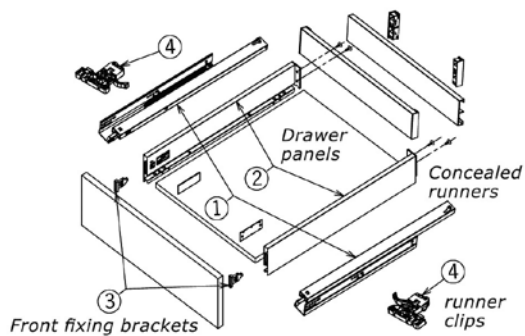


ACCIAIO • STEEL

DATI TECNICI • TECHNICAL SPECIFICATION



- Cassetto "SLIM" in metallo con guide ammortizzate
- Metal drawer "SLIM" with slides soft closing



CODICI • ITEM

**H**

**KG**

CSS.09 **P**.GR

90

35

CSS.13 **P**.GR

128

35

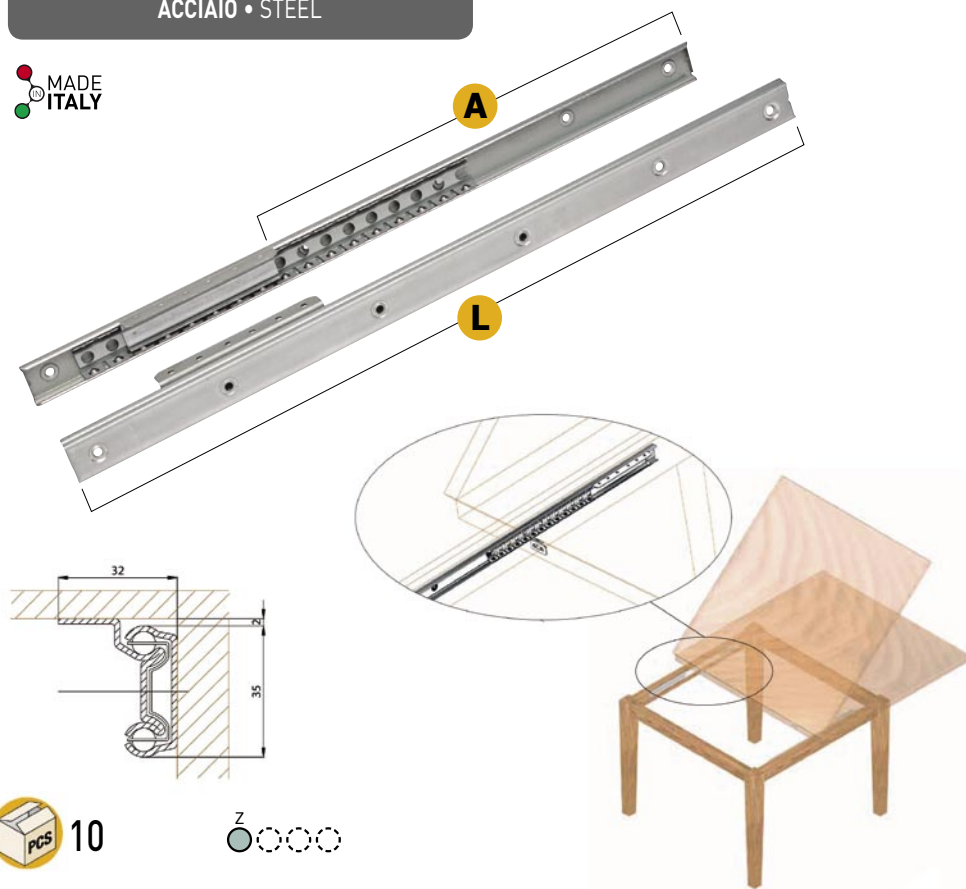
CSS.18 **P**.GR

175

35



ACCIAIO • STEEL



**DATI TECNICI**  
TECHNICAL SPECIFICATION

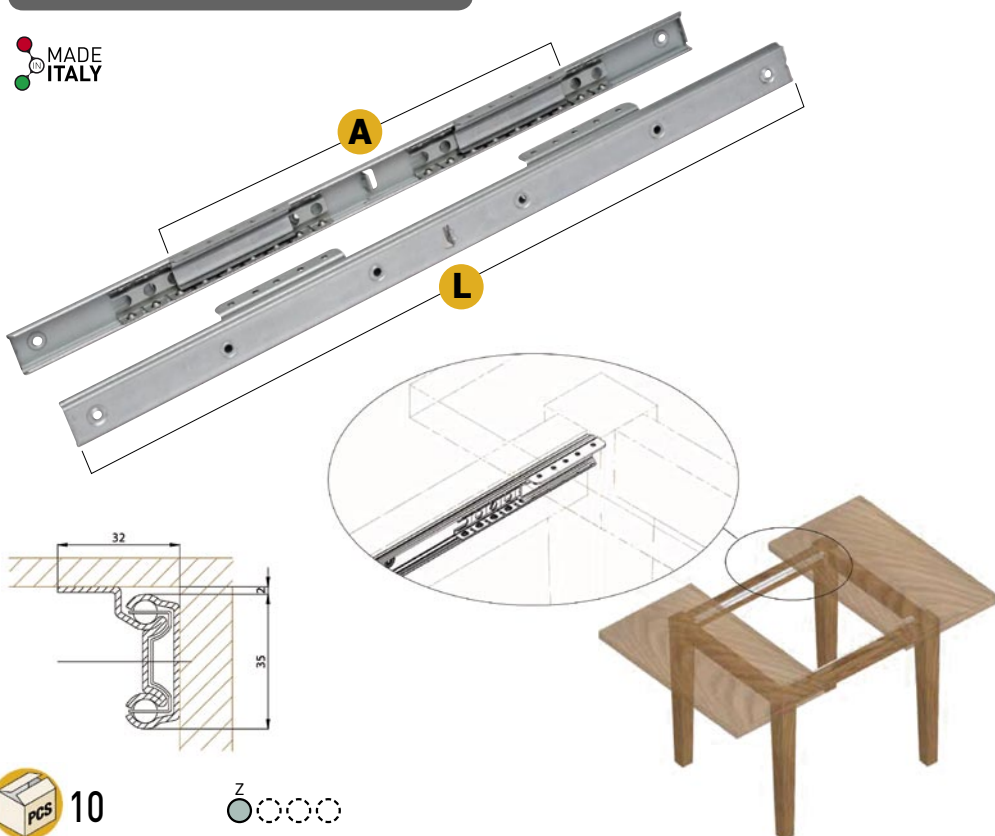
- Guide tavolo con apertura unilaterale
- Table slides with one-side opening

**CODICI • ITEM**

**L A**

<b>GDT.U500.Z</b>	500	415
<b>GDT.U600.Z</b>	600	495
<b>GDT.U750.Z</b>	750	545
<b>GDT.U850.Z</b>	850	595
<b>GDT.U950.Z</b>	950	645
<b>GDT.U110.Z</b>	1100	695

ACCIAIO • STEEL



**DATI TECNICI**  
TECHNICAL SPECIFICATION

- Guide tavolo con apertura centrale (alette interne)
- Table slides with central opening (inner wings)

**CODICI • ITEM**

**L A**

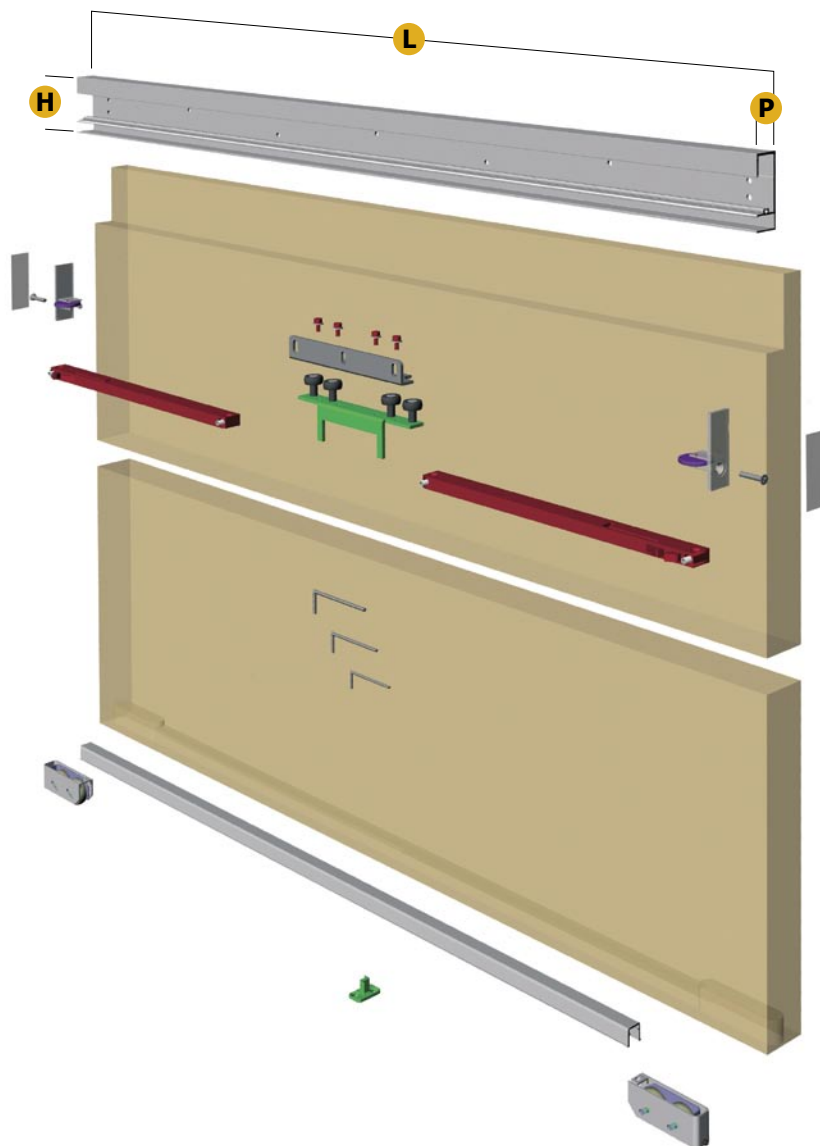
<b>GDT.AP500.Z</b>	500	330
<b>GDT.AP600.Z</b>	600	430
<b>GDT.AP650.Z</b>	650	440
<b>GDT.AP750.Z</b>	750	540
<b>GDT.AP800.Z</b>	800	590
<b>GDT.AP900.Z</b>	900	490
<b>GDT.AP120.Z</b>	1200	590
<b>GDT.AP150.Z</b>	1500	690



ACCIAIO • STEEL



**KG** 80 Kg.



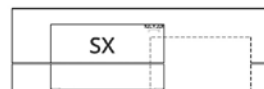
DATI TECNICI • TECHNICAL SPECIFICATION

- KIT UNIVERSALE INVISIBILE per porte scorrevoli da mm. 626 a 1200. Portata 80 Kg.
- UNIVERSAL CONCEALED KIT for sliding doors from 626 to 1200 mm.

CODICI • ITEM


**L** **P** **H** **KG**

**BNR.621200.AL** 1193 20 60 80



1 KIT UNIVERSALE

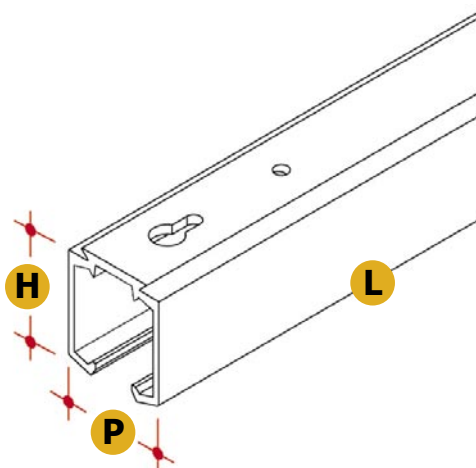
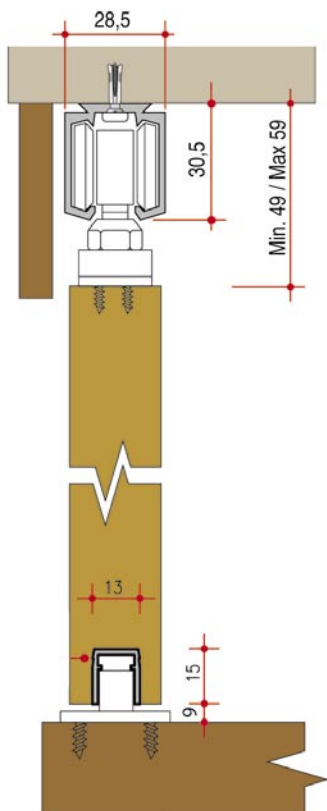
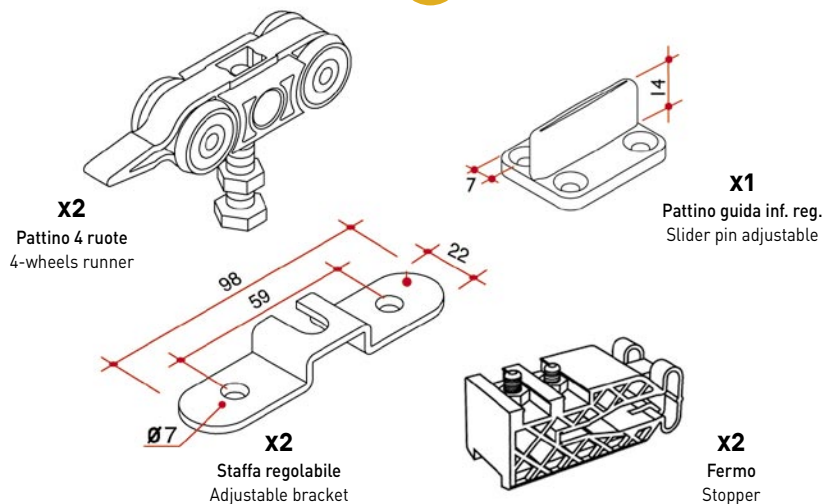
AL ○○○○



ACCIAIO • STEEL



**KG** 60/160 Kg.



DATI TECNICI • TECHNICAL SPECIFICATION


- KIT UNIVERSALE INVISIBILE per porta scorrevole  
Portata da 60 a 160 Kg.
- UNIVERSAL CONCEALED KIT for sliding door  
Flow rate of 60 to 160Kg.

CODICI • ITEM



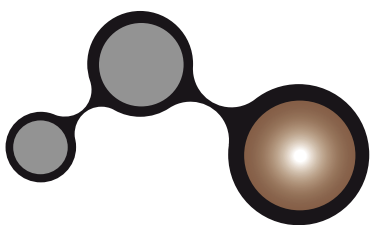
<b>BNR.21K060.Z</b>	-	-	-	60
<b>BNR.21K120.Z</b>	-	-	-	160

<b>BNR.212000.AL</b>	2000	28,5	30,5	-
<b>BNR.213000.AL</b>	3000	28,5	30,5	-



1 KIT UNIVERSALE





## ZAMA • ZAMAK

**gvm**  
ITALY



CR NS GR



M4



## DATI TECNICI • TECHNICAL SPECIFICATION

- Maniglia in Zama mod. 038.
- Handle in zamak mod. 038


### CODICI • ITEM

**I**  INNER BOX

<b>MNG.038096._</b>	96	300/50
<b>MNG.038128._</b>	128	240/40
<b>MNG.038160._</b>	160	180/30
<b>MNG.038192._</b>	192	180/30
<b>MNG.038224._</b>	224	180/30

## ACCIAIO • STEEL

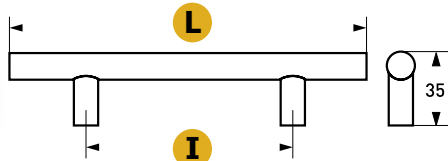
**gvm**  
ITALY



NS



M4



## DATI TECNICI • TECHNICAL SPECIFICATION

- Maniglia in ferro mod. T Ø12 - Nickel Sat.
- Handle in iron mod. T Ø12


### CODICI • ITEM

**I** **L** 

<b>MNG.12T128.NS</b>	128	188	120
<b>MNG.12T160.NS</b>	160	220	100
<b>MNG.12T192.NS</b>	192	252	100
<b>MNG.12T288.NS</b>	288	348	60
<b>MNG.12T320.NS</b>	320	380	60
<b>MNG.12T576.NS</b>	576	636	40

## ZAMA • ZAMAK

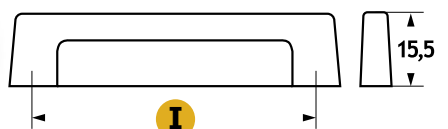
 MADE  
ITALY



GR



M4



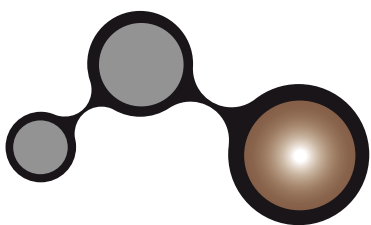
## DATI TECNICI • TECHNICAL SPECIFICATION

- Maniglia in Zama verniciata RAL9006
- Handle in zamak painted RAL9006

### CODICI • ITEM

**I** 

<b>MNG.GP032.GR</b>	32	200
<b>MNG.GP096.GR</b>	96	150
<b>MNG.GP128.GR</b>	128	150



ACCIAIO • STEEL

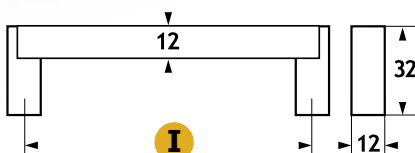
**gvm**  
ITALY



NS  
○○○○



M4



DATI TECNICI • TECHNICAL SPECIFICATION

- Maniglia 12mm x 12mm in acciaio e zama
- Handle in steel and zamak. 12mm x 12mm

CODICI • ITEM

**I**  INNER BOX

**MNG.032128.NS** 128 200/25

**MNG.032192.NS** 192 200/25

**MNG.032320.NS** 320 200/25

PLASTICA • PLASTIC

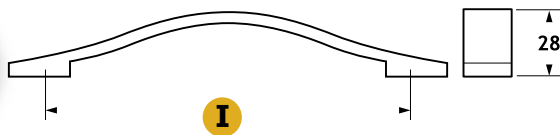
**MADE**  
ITALY



GR  
○○○○



M4



DATI TECNICI • TECHNICAL SPECIFICATION

- Maniglia in plastica
- Handle in plastic


CODICI • ITEM

**I** 

**MNG.028128.GR** 128 100

PLASTICA • PLASTIC

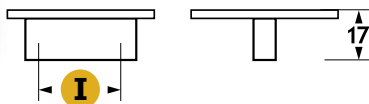
**MADE**  
ITALY



GR  
○○○○



M4



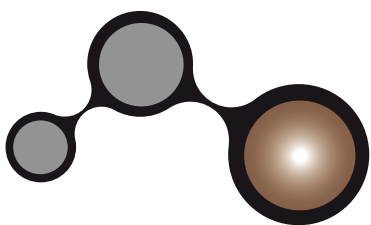
DATI TECNICI • TECHNICAL SPECIFICATION

- Maniglia in plastica
- Handle in plastic

CODICI • ITEM

**I** 

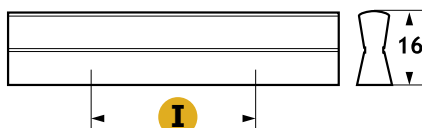
**MNG.017032.GR** 32 100



## ALLUMINIO • ALUMINIUM



M4



## DATI TECNICI • TECHNICAL SPECIFICATION

- Maniglia in Alluminio.
- Handle in aluminium

## CODICI • ITEM

**MNG.75032**

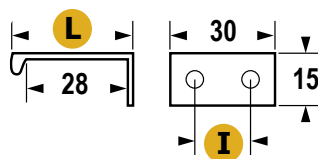


32



200

## ZAMA • ZAMAK



## DATI TECNICI • TECHNICAL SPECIFICATION

- Maniglia in Zama
- Handle in zamak

## CODICI • ITEM

**MNG.35016**



16



35

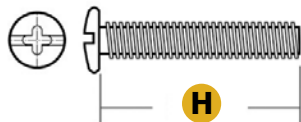


300

## ACCIAIO • STEEL



M4



## DATI TECNICI • TECHNICAL SPECIFICATION

- Viti per maniglie M4
- Steel screw TPM4

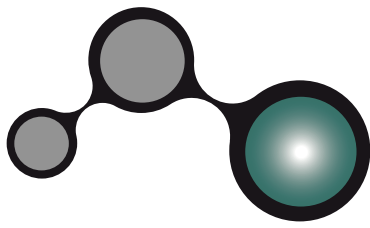
## CODICI • ITEM

**VIT.TPL.4 H.Z**

10, 15, 20, 25, 30, 35, 40, 45, 50, 55, 60



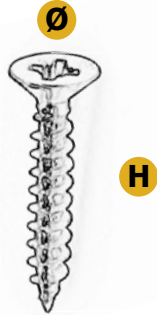




# MINUTERIA

## SMALL FITTINGS

ACCIAIO • STEEL



DATI TECNICI • TECHNICAL SPECIFICATION

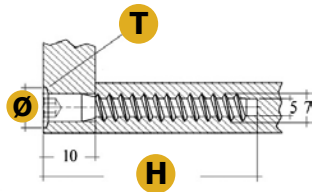
- Vite TPS per truciolare acciaio temprato C1022 zincato  
Durezza superficiale: HV 470-700
- Steel screw TPS Head Chipboard

CODICI • ITEM

10, 12, 14, 16, 18, 20, 22, 25, 30, 35
40, 45, 50, 55, 60, 65, 70, 75, 80, 83
85, 90, 100, 110, 120
2,5 / 3 / 3,5 / 4 / 4,5 / 5 / 6

VIT.TPS Ø H.Z

ACCIAIO • STEEL



CVR.D012.\* Colori a richiesta\_Colors on demand

DATI TECNICI • TECHNICAL SPECIFICATION

- Vite montaggio Confirmat con testa pozidrive o esagonale
- Confirmat screw with pozidrive or hexagonal head


CODICI • ITEM

	Ø	H	T	PCS
VIT.MTC0550.Z	5	50	POZI	5000
VIT.MTC0750.Z	7	50	POZI	2000
VIT.MTC6350.Z	6,3	50	POZI	2500
VIT.MTE0750.Z	7	50	EXA	2000

ACCIAIO • STEEL



- Acciaio temperato: C1022
- Durezza superficiale: HV 450 Min
- Durezza a cuore: HV 270\_390



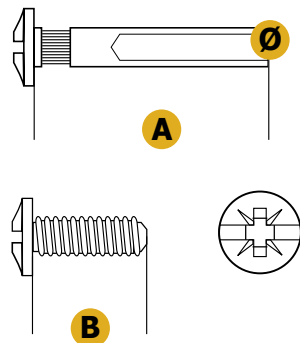
DATI TECNICI • TECHNICAL SPECIFICATION

- Euro Vite TPS Testa Ø7
- Steel Euro screw TPS Head Ø7

CODICI • ITEM

	Ø	H	
VIT.EU609TPS._	6,3	9	 Zincata    Nichelata
VIT.EU611TPS._	6,3	11	
VIT.EU613TPS._	6,3	13	

ACCIAIO • STEEL

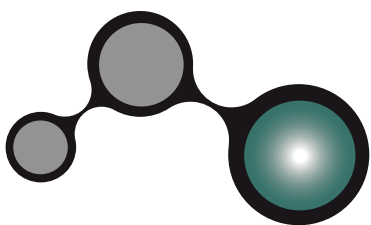


DATI TECNICI • TECHNICAL SPECIFICATION

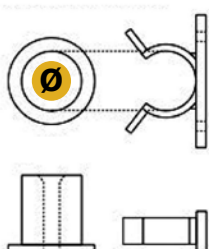
- Giunzione Ø5 M4
- Junction Ø5 M4

CODICI • ITEM

	Ø	A	B	PCS
GNZ.3015M4.NK	5	30	15	4000
GNZ.3515M4.NK	5	35	15	2000



### NYLON • NYLON



### DATI TECNICI • TECHNICAL SPECIFICATION

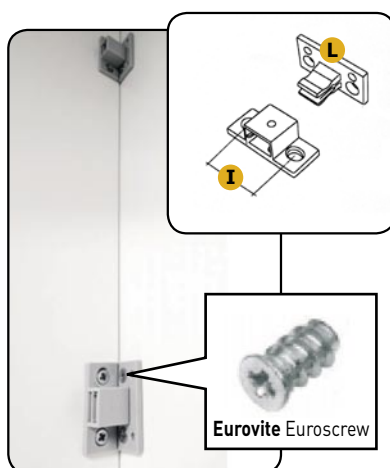

- Gancio fermaporte
- Click door stopper

#### CODICI • ITEM



<b>FPS.0051.B</b>	20
<b>FPS.0051.M</b>	20
<b>FPS.0051.N</b>	20

### NYLON • NYLON



### DATI TECNICI • TECHNICAL SPECIFICATION


- Giunto in nylon, composto da due pezzi ad incastro. Grigio
- Interasse 32 mm
- Joint to be inserted 2 pieces. Nylon Int. 32 mm

#### CODICI • ITEM



<b>GNT.0257.GR</b>	32	48
--------------------	----	----

### ACCIAIO • STEEL



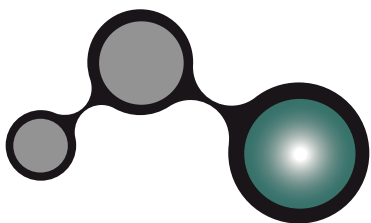
### DATI TECNICI • TECHNICAL SPECIFICATION

- Bussola con inserto esagonale
- Socket with exagonal insert

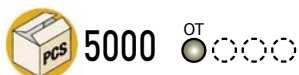
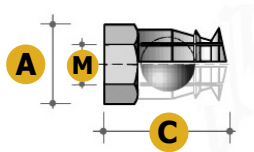
#### CODICI • ITEM



<b>BSS.M410.Z</b>	8	4	10	8000
<b>BSS.M512.Z</b>	10	5	12	4000
<b>BSS.M610.Z</b>	10	6	10	4000
<b>BSS.M612.Z</b>	10	6	12	3500
<b>BSS.M613.Z</b>	10	6	13	4000
<b>BSS.M615.Z</b>	10	6	15	3500
<b>BSS.M620.Z</b>	10	6	20	2000
<b>BSS.M624.Z</b>	10	6	24	2000
<b>BSS.M813.Z</b>	12,5	8	13	2500
<b>BSS.M815.Z</b>	12,5	8	15	2000
<b>BSS.M820.Z</b>	12,5	8	20	1500
<b>BSS.M824.Z</b>	12,5	8	24	1500
<b>BSS.M1020.Z</b>	15,3	10	20	1000
<b>BSS.M1025.Z</b>	15,3	10	25	500



### OTTONE • BRASS



### DATI TECNICI • TECHNICAL SPECIFICATION

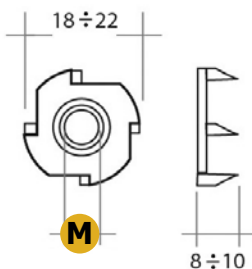
- Bussola C/Sfera. Ottonata
- Socket with sphere. Brassed

### CODICI • ITEM

**A** **M** **L**

<b>BSS.SF812.OT</b>	8	6	12
<b>BSS.SF815.OT</b>	8	6	15
<b>BSS.SF809.OT</b>	8	6	9

### ACCIAIO • STEEL



### DATI TECNICI • TECHNICAL SPECIFICATION


- Fondello ragno. Grazzo
- Pronged

### CODICI • ITEM

**M**

<b>FRG.004M.GZ</b>	4
<b>FRG.005M.GZ</b>	5
<b>FRG.006M.GZ</b>	6
<b>FRG.008M.GZ</b>	8
<b>FRG.010M.GZ</b>	10

### ACCIAIO • STEEL



### DATI TECNICI • TECHNICAL SPECIFICATION

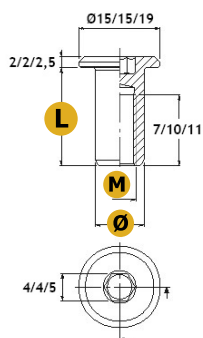
- Fondello a pressione
- Knock down inser nut with head

### CODICI • ITEM

**M** **L** **Ø**

<b>FND.M614.Z</b>	6	14	8
<b>FND.M816.Z</b>	8	16	10
<b>FND.M1017.Z</b>	10	17	12

### ACCIAIO • STEEL



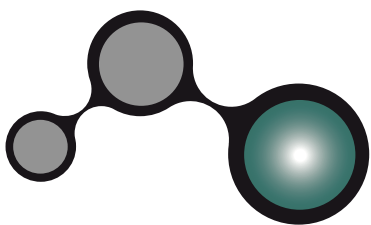
### DATI TECNICI • TECHNICAL SPECIFICATION

- Giunzione Ø8/10 M6/8
- Junction Ø8/10 M6/8

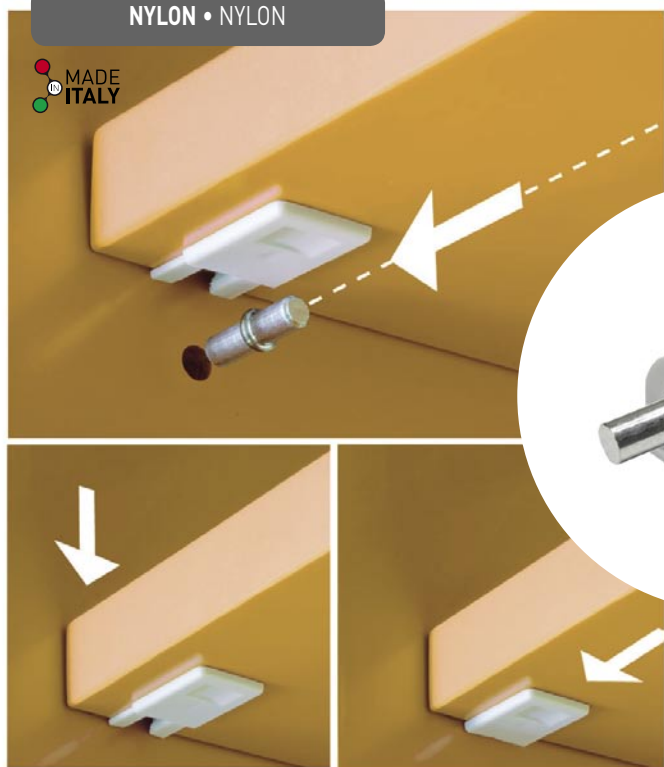
### CODICI • ITEM

**Ø** **M** **L**

<b>GNZ.M612.Z</b>	8	6	12	3000
<b>GNZ.M615.Z</b>	8	6	15	2000
<b>GNZ.M616.Z</b>	10	8	16	1000



**NYLON • NYLON**

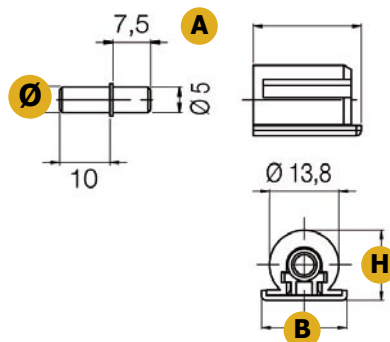


250



**DATI TECNICI • TECHNICAL SPECIFICATION**

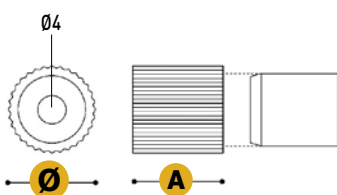
- Innovativo reggipiano in nylon, antiribaltamento
- NEW shelf support anti-rollover security system



**CODICI • ITEM**

	Ø	A	B	H
RGP.211705._	5	21,5	17	14
RGP.211703._	3	21,5	17	14

**OTTONE/GOMMA • BR./RUBBER**



500



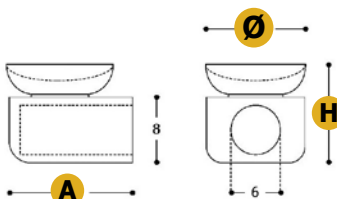
**DATI TECNICI • TECHNICAL SPECIFICATION**

- Reggicristallo in ottone con gomma
- Brass/rubber shelf support for glass

**CODICI • ITEM**

	Ø	A
RGP.0012._	12	12

**PLASTICA • PLASTIC**



1000

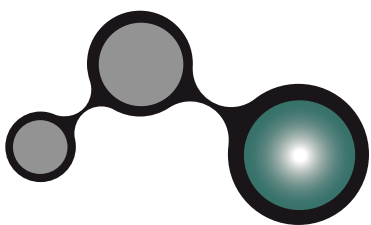


**DATI TECNICI • TECHNICAL SPECIFICATION**

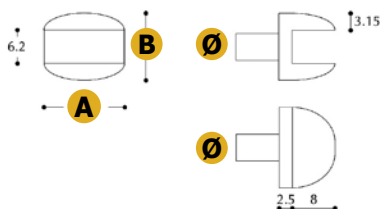
- Reggicristallo in plastica con ventosa
- Shelf support for glass with suction cap

**CODICI • ITEM**

	Ø	A	H
RGP.01512._	12	15	12



PLASTICA • PLASTIC



DATI TECNICI • TECHNICAL SPECIFICATION

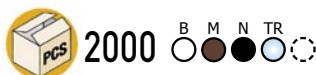
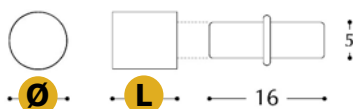
- Reggipiano a palette
- Steel shelf support

CODICI • ITEM



RGP.015125.TR      15    12,5    5

ACCIAIO/PLASTICA • STEEL/PLASTIC



DATI TECNICI • TECHNICAL SPECIFICATION

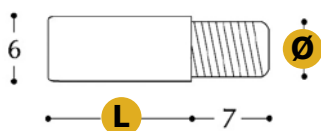
- Reggicristallo standard
- Basic shelf support for glass

CODICI • ITEM



RGP.0908.\_      9      8

ACCIAIO • STEEL



DATI TECNICI • TECHNICAL SPECIFICATION

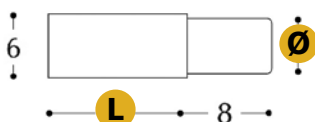
- Perno filettato per reggicristalli piani e a ventosa
- Threaded pin for shelf support for glass with plane an suction cap

CODICI • ITEM



RGP.0214M.Z      13    4M  
RGP.0215M.Z      13    5M

ACCIAIO • STEEL



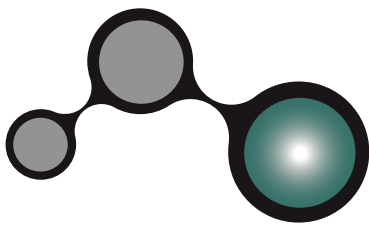
DATI TECNICI • TECHNICAL SPECIFICATION

- Perno per reggicristalli piani e a ventosa
- Pin for shelf support for glass with plane an suction cap

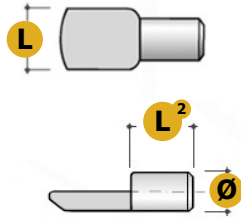
CODICI • ITEM



RGP.0203.Z      13    3  
RGP.0205.Z      13    5



ACCIAIO • STEEL



DATI TECNICI • TECHNICAL SPECIFICATION

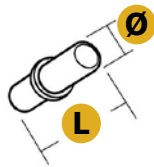
- Reggipiano a palette
- Steel shelf support

CODICI • ITEM

RGP.0006.NK  
RGP.0006.Z

Ø	L	L <sup>2</sup>
5	7,3	8
5	7,3	8

ACCIAIO • STEEL



DATI TECNICI • TECHNICAL SPECIFICATION

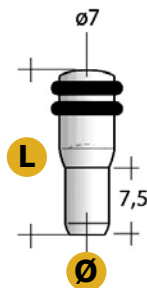
- Reggipiano con anello
- Shelf support with ring

CODICI • ITEM

RGP.0516.Z

L	Ø
16	5

ACCIAIO • STEEL



DATI TECNICI • TECHNICAL SPECIFICATION

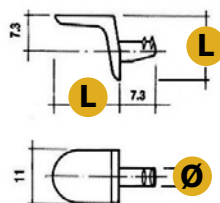
- Reggipiano per vetro con OR
- Shelf support for glass with ORing

CODICI • ITEM

RGP.005OR.NK

L	Ø
20	5

ZAMA • ZAMAK



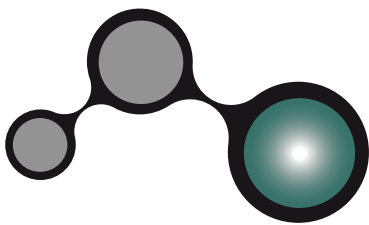
DATI TECNICI • TECHNICAL SPECIFICATION

- Reggipiano con perno
- Standard shelf support with pin

CODICI • ITEM

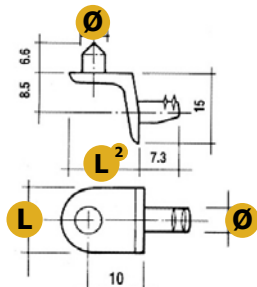
RGP.8P35.Z  
RGP.8P35.NK

L	Ø
15	5
15	5



ZAMA • ZAMAK

**gvm**  
ITALY



DATI TECNICI • TECHNICAL SPECIFICATION

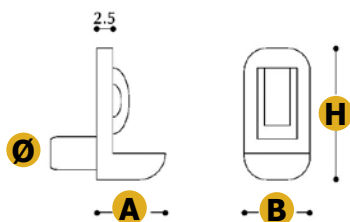
- Reggipiano con due perni
- Steel shelf support

CODICI • ITEM

	Ø	L	L <sup>2</sup>
<b>RGP.2P34.Z</b>	5	12	15
<b>RGP.2P34.NK</b>	5	12	15

PLASTICA • PLASTIC

MADE  
ITALY



DATI TECNICI • TECHNICAL SPECIFICATION

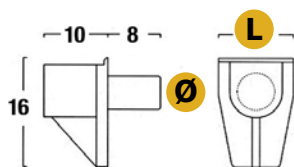
- Reggicristallo a scatto
- Click stall shelf support for glass

CODICI • ITEM

	A	B	H	Ø
<b>RGP.010520.TR</b>	10,5	10	20	5

ACCIAIO/PLASTICA • STEEL/PLASTIC

**gvm**  
ITALY



DATI TECNICI • TECHNICAL SPECIFICATION

- Reggipiano trasparente Ø5 mm
- Transparent shelf support Ø5 mm

CODICI • ITEM

	Ø	L
<b>RGP.0415.Z</b>	5	11

PLASTICA • PLASTIC

MADE  
ITALY



RGP.0516.Z

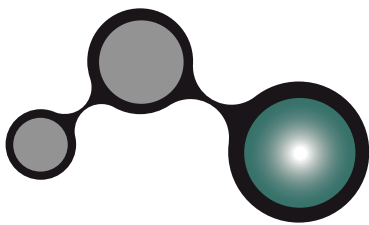
DATI TECNICI • TECHNICAL SPECIFICATION

- Reggipiano autobloccante ad L
- Self-locking shelf support

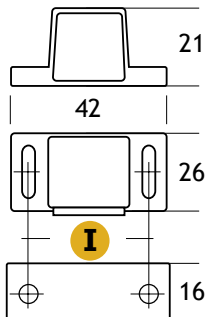
CODICI • ITEM

	L	WOOD PANEL
<b>RGP.139</b>	—	18





**NYLON • NYLON**



**DATI TECNICI • TECHNICAL SPECIFICATION**

- Chiusura magnetica con plastica anti rumore brevettata
- Magnetic catch with noise-suppressing plastic patented

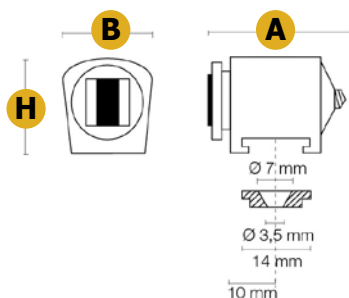
**CODICI • ITEM**

**CHS.4222.B**

**I**

34

**NYLON • NYLON**



**DATI TECNICI • TECHNICAL SPECIFICATION**

- Chiusura magnetica regolabile, con basetta premontaggio
- Adjustable magnetic catch, with preassembling plate

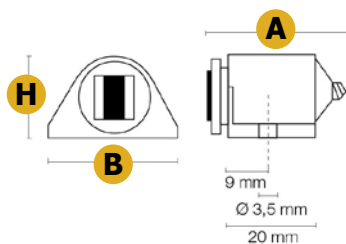
**CODICI • ITEM**

**CHS.0346.\_**

**A B H**

30 20 21

**NYLON • NYLON**



**DATI TECNICI • TECHNICAL SPECIFICATION**

- Chiusura magnetica regolabile, con basetta premontaggio
- Adjustable magnetic catch, with preassembling plate

**CODICI • ITEM**

**CHS.0046.\_**

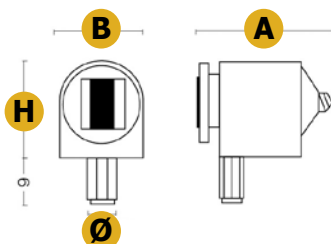
**A B H**

30 30 19

**CHS.0946.\_**

30 30 19

**NYLON • NYLON**



**DATI TECNICI • TECHNICAL SPECIFICATION**

- Chiusura magnetica regolabile, con spina
- Adjustable magnetic catch, with pin

**CODICI • ITEM**

**CHS.0936.\_**

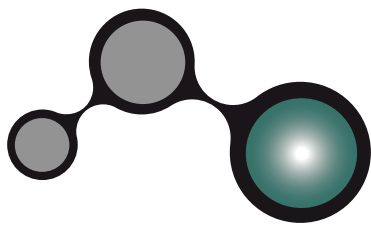
**A B H Ø**

30 18 20 6

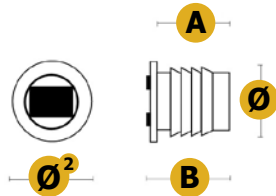
**CHS.0746.\_**

30 18 19 10,5

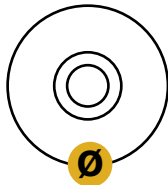




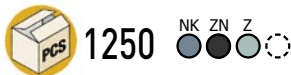
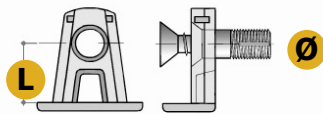
**NYLON • NYLON**




**ACCIAIO • STEEL**



**ZAMA • ZAMAK**



**ZAMA • ZAMAK**



**DATI TECNICI • TECHNICAL SPECIFICATION**

- Chiusura magnetica da incasso
- Embedded magnetic catch

**CODICI • ITEM**

**CHS.0636.\_**



14 16 9 14,5

**DATI TECNICI • TECHNICAL SPECIFICATION**

- Contropiastra per chiusure magnetiche
- Iron plate for magnetic catch

**CODICI • ITEM**

**CRI.0136.Z**



15

**DATI TECNICI • TECHNICAL SPECIFICATION**

- Reggipiano con bussola • Standard shelf support with socket

**CODICI • ITEM**

**RGP.01590.NK/ZN/Z**  
**RGP.01610.NK/ZN/Z**  
**RGP.07125.NK/ZN/Z**  
**RGP.07140.NK/ZN/Z**  
**RGP.07150.NK/ZN/Z**



9 5 18  
10 5 20  
12,5 5 25  
14 5 28  
15 5 30

**DATI TECNICI • TECHNICAL SPECIFICATION**

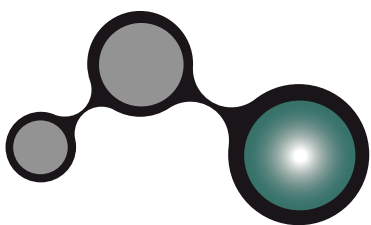
- Reggipiano standard • Standard shelf support

**CODICI • ITEM**

**RGP.1390.NK/ZN/Z**  
**RGP.1410.NK/ZN/Z**  
**RGP.05125.NK/ZN/Z**  
**RGP.05140.NK/ZN/Z**  
**RGP.05150.NK/ZN/Z**



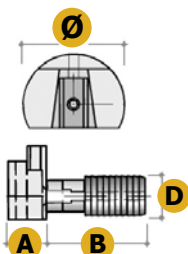
9 18  
10 20  
12,5 25  
14 28  
15 30




PLASTICA • PLASTIC



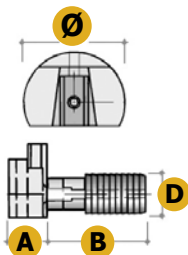
RGP.003P.B



PLASTICA • PLASTIC



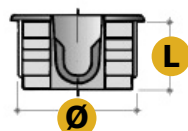
RGP.003P.B



PL. ZAMA • PL. ZAMAK



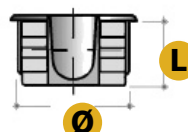
VIT.T101



PL. ZAMA • PL. ZAMAK



VIT.T101



DATI TECNICI • TECHNICAL SPECIFICATION

- Giunzione reggipiano in nylon
- Nylon junction support

CODICI • ITEM

	Ø	A	B	D
RGP.02025.B	25	10	25	9,6
RGP.02025.M	25	10	25	9,6
RGP.02025.N	25	10	25	9,6

DATI TECNICI • TECHNICAL SPECIFICATION

- Giunzione reggipiano in nylon
- Nylon junction support

CODICI • ITEM

	Ø	A	B	D
RGP.02019.B	19	7	25	9
RGP.02019.M	19	7	25	9
RGP.02019.N	19	7	25	9

DATI TECNICI • TECHNICAL SPECIFICATION

- Eccentrico interparete montaggio verticale
- Shelf vertical application from the top

CODICI • ITEM

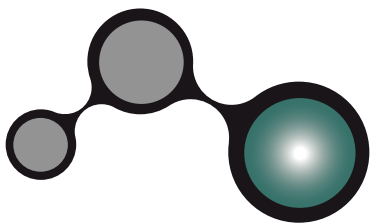
	Ø	L
RGP.04125._	20	12,5
RGP.04140._	20	14

DATI TECNICI • TECHNICAL SPECIFICATION

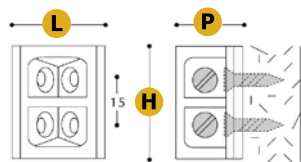
- Eccentrico interparete montaggio verticale/orizzontale
- Shelf vertical application from the top or laterally

CODICI • ITEM

	Ø	L
RGP.01125._	20	12,5
RGP.01140._	20	14



PLASTICA • PLASTIC



DATI TECNICI • TECHNICAL SPECIFICATION

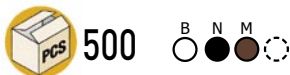
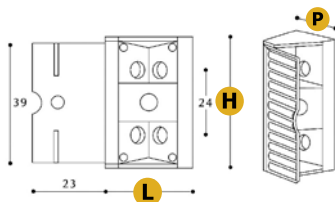
- Giunzione angolare in plastica
- Corner joint

CODICI • ITEM

**L H P**

<b>GNZ.02834.B</b>	28	34	20
<b>GNZ.02834.N</b>	28	34	20
<b>GNZ.02834.M</b>	28	34	20

PLASTICA • PLASTIC



DATI TECNICI • TECHNICAL SPECIFICATION

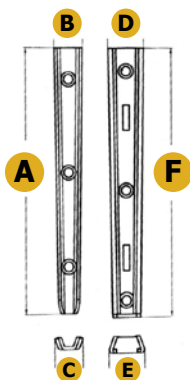
- Giunzione angolare in plastica
- Corner joint

CODICI • ITEM

**L H P**

<b>GNZ.02742.B</b>	27	42	16
<b>GNZ.02742.B</b>	27	42	16
<b>GNZ.02742.B</b>	27	42	16

ACCIAIO • STEEL



DATI TECNICI • TECHNICAL SPECIFICATION

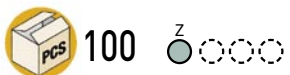
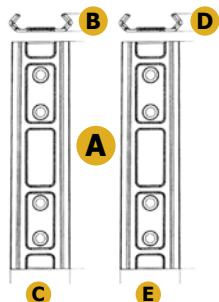

- Ferro per letto a baionetta
- Bed hooks small

CODICI • ITEM

**A B C D E F**

<b>FRL.103P.Z</b>	12,5	13,5	5,7	17	8	12,7
-------------------	------	------	-----	----	---	------

ACCIAIO • STEEL



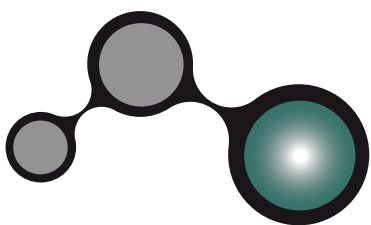
DATI TECNICI • TECHNICAL SPECIFICATION

- Ferro per letto a baionetta
- Bed hooks big

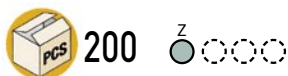
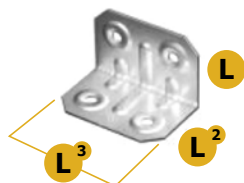
CODICI • ITEM

**A B C D E**

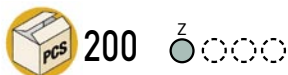

<b>FRL.703G.Z</b>	150	11	57	13	69
-------------------	-----	----	----	----	----




ACCIAIO • STEEL




ACCIAIO • STEEL



ACCIAIO • STEEL



ACCIAIO • STEEL



DATI TECNICI • TECHNICAL SPECIFICATION

- Piastrina quadrata piegata a L
- Square plate angled

CODICI • ITEM



CODICI • ITEM	L	L <sup>2</sup>	L <sup>3</sup>	THICKNESS
PST.AN2040.Z	20	20	40	1,2
PST.AN2540.Z	25	25	40	1,2
PST.AN2550.Z	25	25	50	1,2

DATI TECNICI • TECHNICAL SPECIFICATION

- Piastrina quadrata
- Square plate

CODICI • ITEM



CODICI • ITEM	L	L <sup>2</sup>	THICKNESS
PST.DR4040.Z	40	40	1
PST.DR5040.Z	40	50	1
PST.DR5050.Z	50	50	1,2

DATI TECNICI • TECHNICAL SPECIFICATION

- Piastrina piana rettangolare
- Rectangulare plate

CODICI • ITEM



CODICI • ITEM	L	L <sup>2</sup>	THICKNESS
PST.DR040.Z	40	15	1,8
PST.DR060.Z	60	15	1,8
PST.DR080.Z	80	15	1,8
PST.DR0100.Z	100	15	1,8
PST.DR0120.Z*	120	15	2

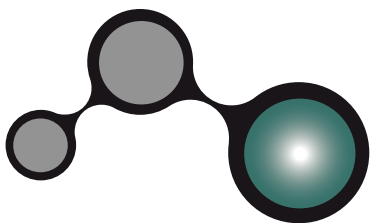
DATI TECNICI • TECHNICAL SPECIFICATION

- Piastrina a L
- Rectangulare plate angled


CODICI • ITEM



CODICI • ITEM	L	L <sup>2</sup>	L <sup>3</sup>	THICKNESS
PST.AN2020.Z	20	20	15	1,8
PST.AN3030.Z	30	30	15	1,8
PST.AN4040.Z	40	40	15	1,8
PST.AN5050.Z	50	50	15	1,8
PST.AN6060.Z*	60	60	15	2



ACCIAIO • STEEL



DATI TECNICI • TECHNICAL SPECIFICATION

- Lastrina ad angolo
- Angled plate

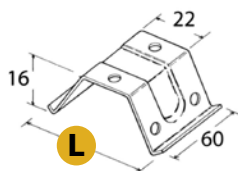
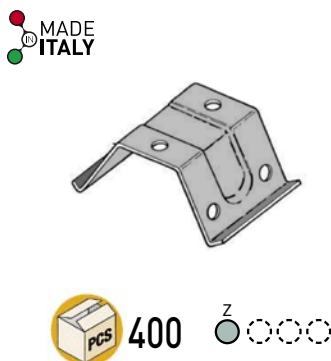
CODICI • ITEM

**L** **L<sup>2</sup>** **L<sup>3</sup>**

PST.ANL\_\_Z - - 15/17\*

20 / 30 / 40 / 50 / 60 / 70 / 80 / 90 / 100 / 125\* / 150\*

ACCIAIO • STEEL



DATI TECNICI • TECHNICAL SPECIFICATION

- Piastra per gamba tavolo
- Plate for table leg

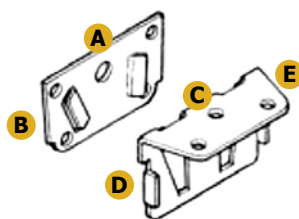
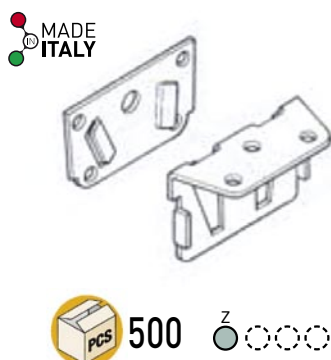
CODICI • ITEM

**L**

PST.GT064.Z

64

ACCIAIO • STEEL



DATI TECNICI • TECHNICAL SPECIFICATION

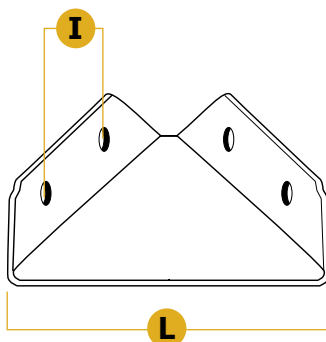
- Ferro per letto 2 pezzi
- Bed metal support

CODICI • ITEM

**A** **B** **C** **D** **E**

FRL.50602.Z 70 36 64 40 30

ACCIAIO • STEEL



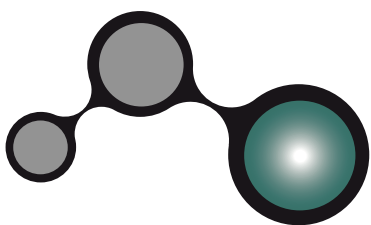
DATI TECNICI • TECHNICAL SPECIFICATION

- Ferro per letto
- Bed metal support

CODICI • ITEM

**L** **I**

PST.RR70.Z 100 32



# MINUTERIA

## SMALL FITTINGS

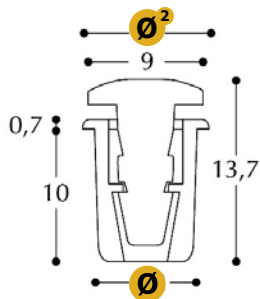
### PLASTICA/GOMMA • PLASTIC/RUBBER

MADE  
ITALY

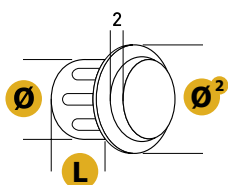
1



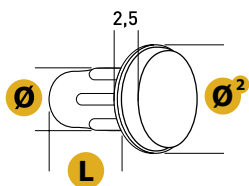
TR GR AL



2



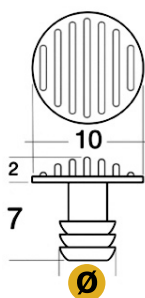
3



TR

### PVC MORBIDO • SOFT PVC

MADE  
ITALY



PCS 5000

TR

### DATI TECNICI • TECHNICAL SPECIFICATION

- Paracolpi/ammortizzati bi-materia con gambo rigido da incasso
- Double material Bumper/shock absorber with rigid stem and rubber head

### CODICI • ITEM

Ø Ø² PCS

1	PRC.0810.GR	8,2	10	1000
2	PRC.0812.GR	8	12	5000
3	PRC.0509.GR	5	9	5000

### DATI TECNICI • TECHNICAL SPECIFICATION

- Paracolpo a pressione zigrinato
- Push Bumpers

### CODICI • ITEM

Ø

PRC.1005Z.TR

5

### PVC MORBIDO • SOFT PVC

MADE  
ITALY



TR

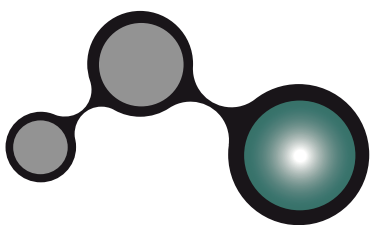
### DATI TECNICI • TECHNICAL SPECIFICATION

- Paracolpi adesivi
- Adhesive bumpers

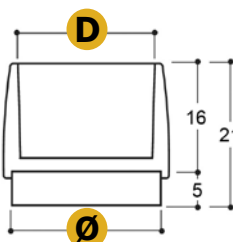
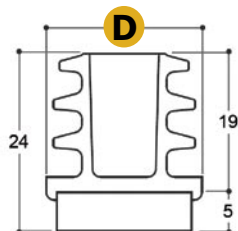
### CODICI • ITEM

Ø THICKNESS PCS

PRC.00715.TR	7	1,5	10.000
PRC.01015.TR	10	1,5	10.000
PRC.01030.TR	10	3	5.000
PRC.01304.TR	13	4	4.000



PVC/FELTRO • PVC/FELT



PLASTICA • PLASTIC



DATI TECNICI • TECHNICAL SPECIFICATION

- Puntale in plastica co-stampato con feltro marrone
- Plastic leg tips are provided with brown thermo welded felt

CODICI • ITEM



PNT.151524.N	15x15
PNT.161624.N	16x16
PNT.202024.N	20x20
PNT.252524.N	25x25

PNT.01624.N	Ø16
PNT.01824.N	Ø18
PNT.02024.N	Ø20
PNT.02224.N	Ø22
PNT.02524.N	Ø25

DATI TECNICI • TECHNICAL SPECIFICATION

- Puntale avvolgente in plastica co-stampato con feltro marrone
- Plastic wrapping tips are provided with brown thermo welded felt

CODICI • ITEM



PAV.121421.TR	Ø12	Ø14
PAV.141421.TR	Ø14	Ø16
PAV.161421.TR	Ø16	Ø18
PAV.181421.TR	Ø18	Ø20
PAV.201421.TR	Ø20	Ø22
PAV.221421.TR	Ø22	Ø24

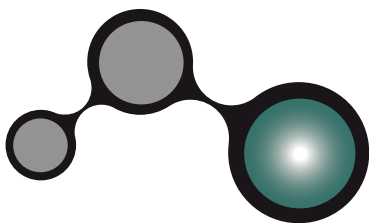
DATI TECNICI • TECHNICAL SPECIFICATION

- Copriforo in polietilene • Hole cover

CODICI • ITEM



CVR.0003._	3	20.000
CVR.0005._	5	10.000
CVR.0008._	8	5.000
CVR.0010._	10	5.000



FELTRO • FELT



• A RICHIESTA

In scatole espositive  
Altre dimensioni  
e spessori


• ON DEMAND

In box exhibition  
Other thicknesses and sizes

DATI TECNICI • TECHNICAL SPECIFICATION

• Feltrini adesivi in rotolo

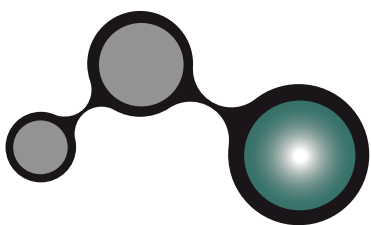
• Adhesive felt pads in roll



QTY

	CODICI • ITEM	Ø	THICKNESS	L
10400	FLT.T020R._	20	3,5	-
7100	FLT.T024R._	24	3,5	-
6600	FLT.T026R._	26	3,5	-
4600	FLT.T028R._	28	3,5	-
4400	FLT.T030R._	30	3,5	-
2600	FLT.T034R._	34	3,5	-
2200	FLT.T040R._	40	3,5	-
10000	FLT.Q020R._	-	3,5	20x20
6700	FLT.Q025R._	-	3,5	25x25
4300	FLT.Q030R._	-	3,5	30x30
2600	FLT.Q035R._	-	3,5	35x35
2200	FLT.Q040R._	-	3,5	40x40






ABS • PLASTIC ABS

• Adesivi copriforo colorati

• Adhesive hole cover

BIANCO 64 WITHE 64	BIANCO 64P WITHE 64P	BIANCO 44V WITHE 44V	BIANCO 44P WITHE 44P	BIANCO 59 WITHE 59	PANNA 52 CREAM 52	PANNA 56 CREAM 56	AVORIO 33A IVORY 33A
AVORIO 76 IVORY 76	GRIGIO 20 GREY 20	GRIGIO 62 GREY 62	GRIGIO 73 GREY 73	ARGENTO 01 SILVER 01	ALLUMINIO 36 ALUMINIUM 36	ALLU MET 06 ALU MET 06	ALLU MET 07 ALU MET 07
CROMATO CHROME	NERO 57N BLACK 57N	NERO 7NP BLACK 7NP	YERNCIABILE COLOURABLE	GIALLO 11 YELLOW 11	SENAPE 17 MUSTARD 17	VERDE 44 GREEN 44	VERDE 13P GREEN 13P
VERDE 53P GREEN 53P	LILLA 09 LILLAC 09	LILLA 09P LILLAC 09P	ROSA 03 PINK 03	ROSSO 48 RED 48	ROSSO 53RS RED 53RS	MARRONE 33M BRAUN 33M	ACERO 57 ACER 57
ACERO 77P ACER 77P	ACERO 28 ACER 28	BETULLA 58 BIRCH 58	BETULLA 60 BIRCH 60	BETULLA 16 BIRCH 16	CILIEGIO 19 CHERRY 19	CILIEGIO 30 CHERRY 30	CILIEGIO 49 CHERRY 49
CILIEGIO 17 CHERRY 17	CILIEGIO 18 CHERRY 18	CILIEGIO 54 CHERRY 54	CILIEGIO 61 CHERRY 61	FAGGIO 74 BEECH 74	FRASSINO 68 ASH 68	LARICE 36 LARCH 36	LIMBA 91P LIMBA 91P
LIMBA 92P LIMBA 92P	LIMBA 95P LIMBA 95P	MOGANO 88 MAHOGANY 88	NOCCIOLA 83 HAZELNUT 83	NOCE 45 WALNUT 45	NOCE 74P WALNUT 74P	NOCE 77 WALNUT 77	NOCE 78 WALNUT 78
NOCE 80P WALNUT 80P	NOCE 98 WALNUT 98	OLMO 360 ELM 360	OLMO 42 ELM 42	OLMO 05 ELM 05	OLMO 33 ELM 33	OLMO 37 ELM 37	OLMO 38 ELM 38
OLMO 39 ELM 39	OLMO 40 ELM 40	PERO 77 PEAR TREE 77	PINO 82 PINE 82	PINO 83 PINE 83	PINO 02 PINE 02	ROVERE 01 OAK 01	ROVERE 48 OAK 48
ROVERE 57R OAK 57R	ROVERE 69 OAK 69	ROVERE 47 OAK 47	ROVERE 48P OAK 48P	ROVERE 63 OAK 63	ROVERE 86 OAK 86	ROVERE 92 OAK 92	ROVERE 31 OAK 31
ROVERE 53 OAK 53	ROVERE 08 OAK 08	ROVERE 19 OAK 19	ROVERE 32 OAK 32	ROVERE 43 OAK 43	ROVERE 58R OAK 58R	ROVERE 71 OAK 71	ROVERE 41 OAK 41
SICOMORO SYCAMORE	TEAK 12 TEAK 12	TIGLIO 09 LINDEN 09	TIGLIO 52 LINDEN 52	TORTORA 88 GREY BEIGE 88	TRAMA 15 GRID 15	TRAMA 16T GRID 16T	TRAMA 32T GRID 32T
TRAMA 33T GRID 33T	TRAMA 34 GRID 34	WENGÈ 05 WENGÈ 05	WENGÈ 33W WENGÈ 33W	ZEBBRANO 04 ZEBRAWOOD 04	ZEBBRANO 19P ZEBRAWOOD 19P		

CVR.000 . \_ QTY 15.000 QTY 10.000 QTY 10.000 QTY 9.000 QTY 7.200

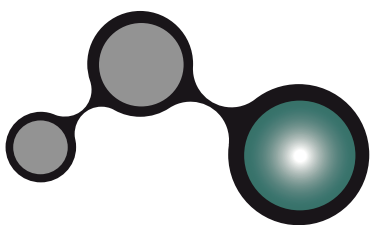


CODICI • ITEM

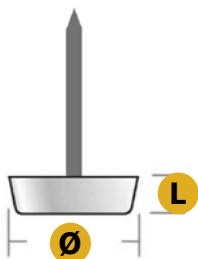
QTY

CVR.0009._	9	15.000
CVR.0013._	13	10.000
CVR.0016._	16	10.000
CVR.0020._	20	9.000
CVR.0025._	25	7.200

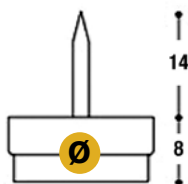
- Disponibile cartella colori aggiornata su richiesta
- It's available a color sample updated, on demand



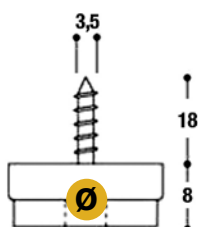
PLASTICA • PLASTIC



PLASTICA • PLASTIC



PLASTICA • PLASTIC



DATI TECNICI • TECHNICAL SPECIFICATION

- Piedino sottosedia con chiodo
- Glides plastic with nail

CODICI • ITEM



CODICI • ITEM	Ø	L	PCS
PSS.2412._	12	5	1500
PSS.2414._	14	5	1500
PSS.2417._	17	5	1000
PSS.2420._	20	5	1000
PSS.2424._	24	5	500

DATI TECNICI • TECHNICAL SPECIFICATION

- Sottosedia con feltrino e chiodo
- Glides felt with nail

CODICI • ITEM



CODICI • ITEM	Ø
PSS.11020._	20
PSS.11024._	24
PSS.11028._	28

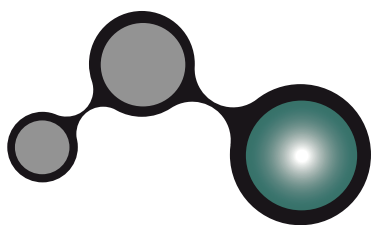
DATI TECNICI • TECHNICAL SPECIFICATION

- Sottosedia con feltrino e vite
- Glides felt with screw

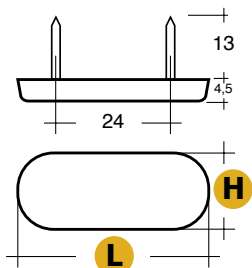
CODICI • ITEM



CODICI • ITEM	Ø
PSS.11220._	20
PSS.11224._	24
PSS.11228._	28



PLASTICA • PLASTIC



DATI TECNICI • TECHNICAL SPECIFICATION

- Scivolo con due chiodi
- Slider with two nails

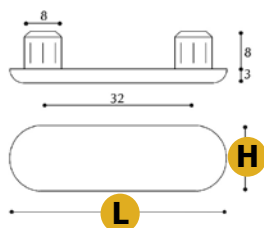
CODICI • ITEM

PSS.4016.\_

**L** **H**

40 16

PLASTICA • PLASTIC



DATI TECNICI • TECHNICAL SPECIFICATION

- Pattino con due perni
- Slider with two pins


CODICI • ITEM

PSS.4614.\_

**L** **H**

40 16

LEGNO • WOOD



DATI TECNICI • TECHNICAL SPECIFICATION

- Spina in legno di faggio (FG) o robinia (RB)
- Disponibili altre misure (L)
- Wooden dowels
- Available other measures (L)

CODICI • ITEM

GNZ.530F.\_

GNZ.630F.\_

GNZ.830F.\_

GNZ.1030F.\_

GNZ.1230F.\_

GNZ.1430F.\_

GNZ.1630F.\_

**Ø** **L**

5 30

6 30

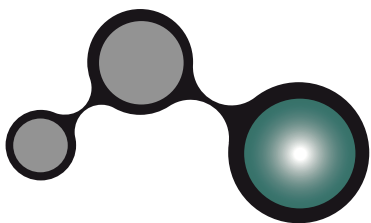
8 30

10 30

12 30

14 30

16 30



ACCIAIO / ZAMA • STEEL / ZAMAK

**gvm**  
ITALY



PST.SR018.NK



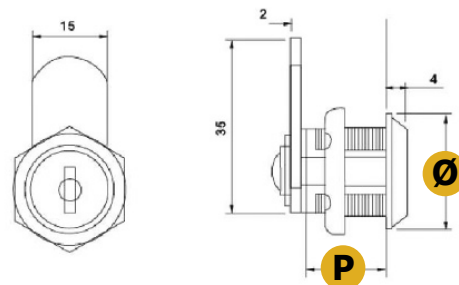
PCS 240

CR ○○○○

PCS 12 Inner boxes

DATI TECNICI • TECHNICAL SPECIFICATION

- Serratura a cifratura unica per cassetti con chiavi pieghevoli
- Drawer lock with folding keys



CODICI • ITEM

Ø P

SRR. 01620KA.\_

23

20

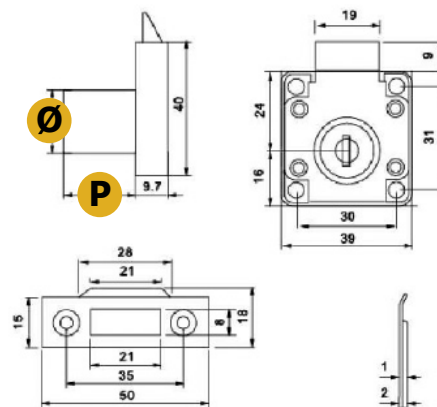
ACCIAIO / ZAMA • STEEL / ZAMAK

**gvm**  
ITALY



DATI TECNICI • TECHNICAL SPECIFICATION

- Serratura a cifratura unica per cassetti con chiavi pieghevoli
- Drawer lock with folding keys



CODICI • ITEM

Ø P

SRR. 40192KA.\_

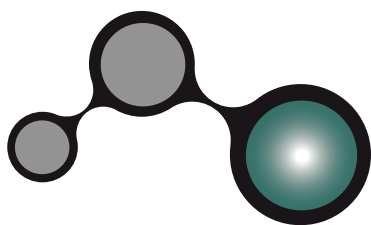
19

22

PCS 240

CR ○○○○

PCS 12 Inner boxes



ACCIAIO / ZAMA • STEEL / ZAMAK

**gvm**  
ITALY



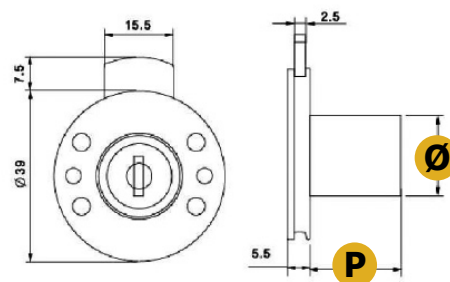
PST.SR018.NK



PCS 240 CR ○○○○  
PCS 12 Inner boxes

DATI TECNICI • TECHNICAL SPECIFICATION

- Serratura a cifratura unica per cassetti con chiavi pieghevoli
- Drawer lock with folding keys



CODICI • ITEM

Ø P  
16 20

SRR. 016KA.\_

ACCIAIO / ZAMA • STEEL / ZAMAK

**gvm**  
ITALY



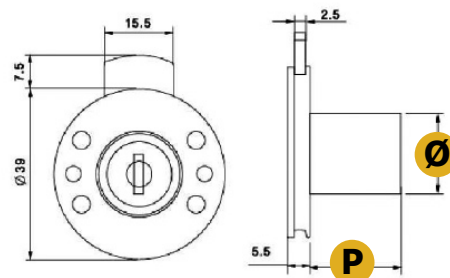
PST.SR018.NK



PCS 240 N ●○○○  
PCS 12 Inner boxes

DATI TECNICI • TECHNICAL SPECIFICATION

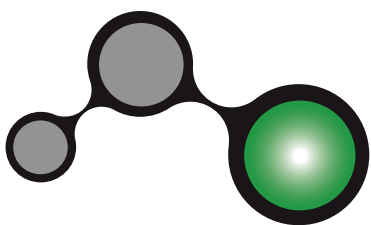
- Serratura per cassetti con chiavi pieghevoli
- Drawer lock with folding keys



CODICI • ITEM

Ø P  
16 20

SRR. 016KD.\_



# RUOTE CASTORS

## ACCIAIO NYLON • STEEL NYLON



## DATI TECNICI • TECHNICAL SPECIFICATION

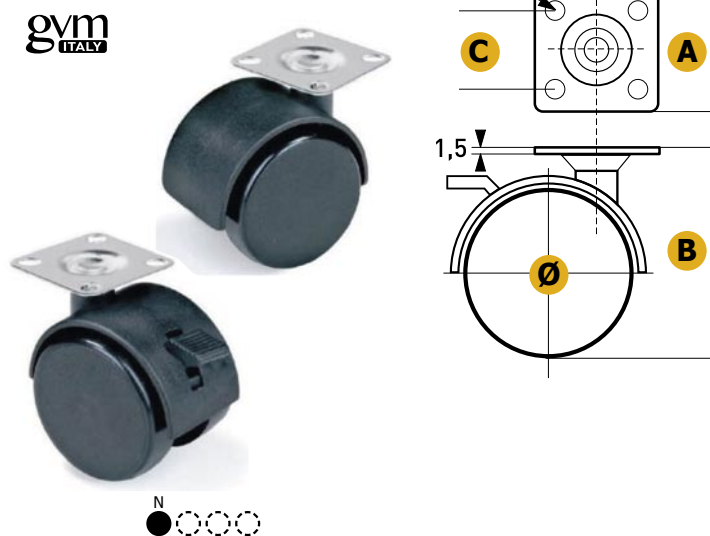
- Ruota lusso Ø50 con piastra 38x38 o perno. Colore Nero
- Portata 120 Kg. Versione con freno
- Superior castor Ø50 W/Plate 38x38 or Pin. Color Black
- Load capacity 120 Kg.

### CODICI • ITEM

Ø M A

RT.LM30050.N	50	-	-
RT.LM3F050.N	50	-	-
RT.LM3P050.N	50	8	15
RT.LM3PF50.N	50	8	15

## ACCIAIO NYLON • STEEL NYLON



## DATI TECNICI • TECHNICAL SPECIFICATION

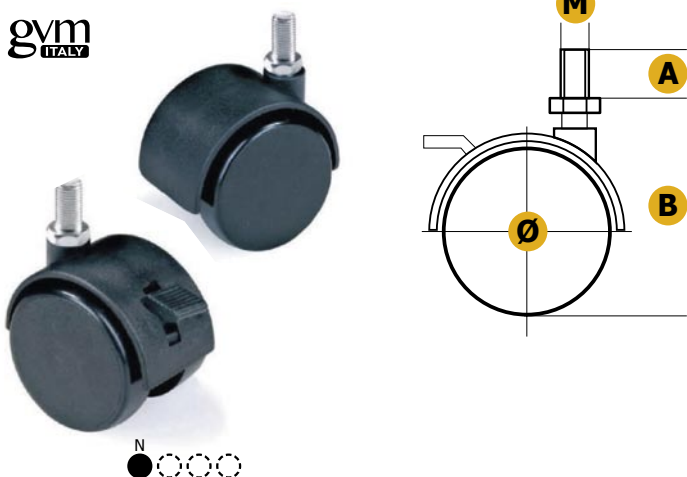
- Ruota Ø40 in nylon con piastra 38x38mm. Colore Nero
- Nylon castor Ø40 W/Plate 38x38mm. Color Black

### CODICI • ITEM

Ø A B C KG PCS

RT.0040.N	40	38	55	25	25	240
RT.F0040.N	40	38	55	25	25	240
RT.0050.N	50	38	65	25	30	300
RT.F0050.N	50	38	65	25	30	300

## ACCIAIO NYLON • STEEL NYLON



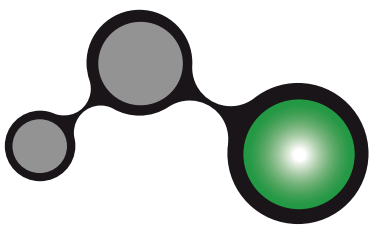
## DATI TECNICI • TECHNICAL SPECIFICATION

- Ruota in nylon con perno acciaio M8x12mm. Colore Nero
- Nylon castor Ø40 W/Pin M8x12mm. Color Black

### CODICI • ITEM

Ø M A B KG PCS

RT.P0040.N	40	8	12	50	25	300
RT.PF040.N	40	8	12	50	25	300
RT.P0050.N	50	8	12	65	30	240
RT.PF050.N	50	8	12	65	30	240



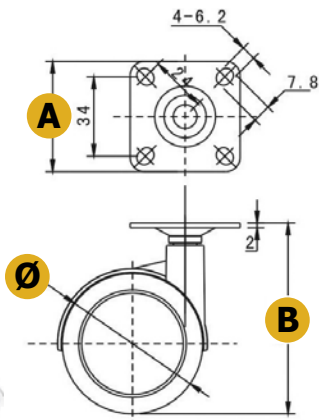
# RUOTE CASTORS

## NYLON/LLDPE • RUBBER NYLON

**gvm**  
ITALY



120



## DATI TECNICI • TECHNICAL SPECIFICATION

- Ruota per arredamento in nylon e polipropilene  
Ø60 con piastra 47x47 mm
- Portata 40 Kg.
- Stylish wheel for furniture in PP+LLDPE  
Ø60 with plate 47x47 mm
- Load capacity 40 Kg.

### CODICI • ITEM

**RT.AR0060.GR**

Ø

A

B

60

47

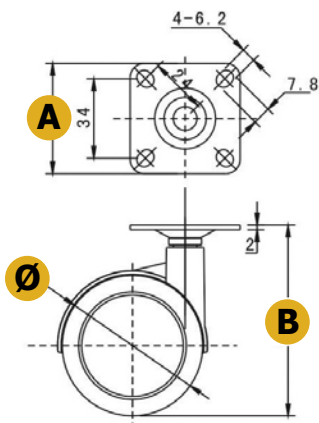
82

## NYLON/LLDPE • RUBBER NYLON

**gvm**  
ITALY



120



## DATI TECNICI • TECHNICAL SPECIFICATION

- Ruota per arredamento in nylon e polipropilene  
Ø60 con piastra 47x47 mm e Freno.
- Portata 40 Kg.
- Stylish wheel for furniture in PP+LLDPE  
Ø60 with plate 47x47 mm and brake
- Load capacity 40 Kg.

### CODICI • ITEM

**RT.ARF0060.GR**

Ø

A

B

60

47

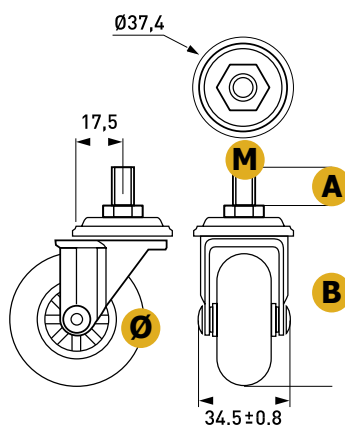
82

## ACCIAIO NYLON • STEEL NYLON

**gvm**  
ITALY



100



## DATI TECNICI • TECHNICAL SPECIFICATION

- Ruota Ø50/75 nylon/acciaio c/perno M8x15mm. Colore Trasp.
- Portata 40/64 Kg.
- Nylon/steel castor Ø50/75 W/Pin M8x15mm. Color Transparent
- Load capacity 40/64 Kg.

### CODICI • ITEM

**RT.ARP0050.TR**

**RT.ARPF050.TR**

**RT.ARP0075.TR**

Ø

M

A

B

50

8

15

65

50

8

15

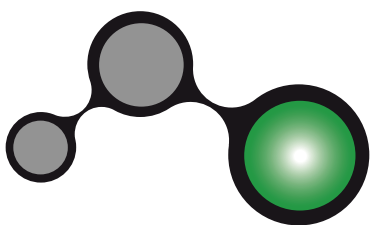
65

75

10

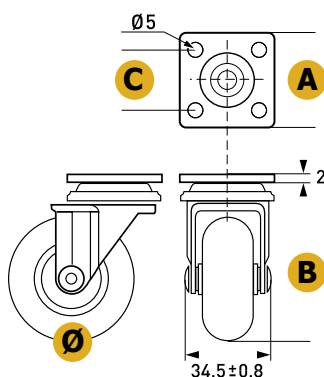

15

97



## ACC. PLASTICA • STEEL PLASTIC

**gvm**  
ITALY



## DATI TECNICI • TECHNICAL SPECIFICATION

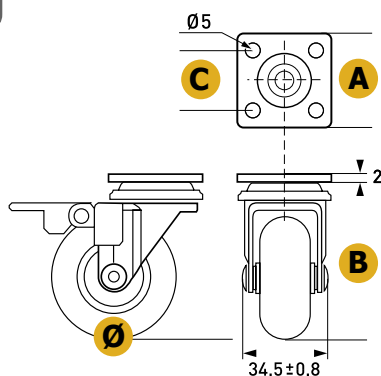
- Ruota plastica c/piastra acciaio. Colore Trasparente
- Nylon castor W/Plate in steel. Color Transparent

### CODICI • ITEM

	Ø	A	B	C	KG
*RT.AR0050.TR	50	42	65	32	40
**RT.AR0075.TR	75	60	85	48	64

## ACCIAIO NYLON • STEEL NYLON

**gvm**  
ITALY



## DATI TECNICI • TECHNICAL SPECIFICATION

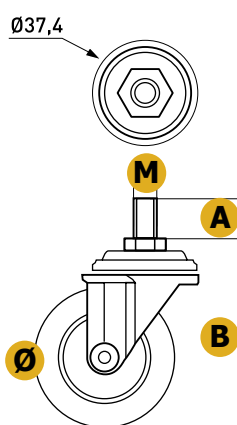

- Ruota Ø50 plastica c/piastra acciaio. Colore Trasparente
- Portata 40 Kg.
- Con freno
- Nylon castor Ø50 W/Plate in steel. Color Transparent
- Load capacity 40 Kg.
- W/Brake

### CODICI • ITEM

	Ø	A	B	C
RT.ARF0050.TR	50	42	65	32

## ACCIAIO/GOMMA • STEEL/RUBBER

**gvm**  
ITALY



## DATI TECNICI • TECHNICAL SPECIFICATION

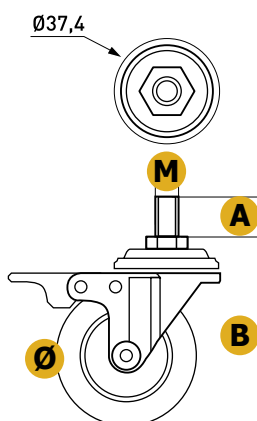
- Ruota Ø50 nylon c/perno acciaio. Colore Grigio
- Portata 35 Kg.
- Nylon castor Ø50 W/Pin in steel. Color Grey.
- Load capacity 35 Kg.

### CODICI • ITEM

	Ø	M	A	B
RT.INP10050.GR	50	10	20	70
RT.INP80050.GR	50	8	20	70

## ACCIAIO/GOMMA • STEEL/RUBBER

**gvm**  
ITALY



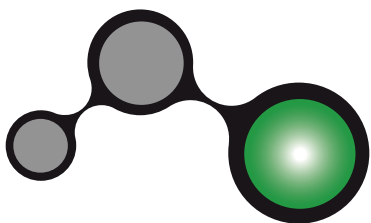
## DATI TECNICI • TECHNICAL SPECIFICATION

- Ruota Ø50 nylon c/perno acciaio e freno. Colore Grigio
- Portata 35 Kg.
- Nylon castor Ø50 W/Pin in steel with brake. Color Grey.
- Load capacity 35 Kg.

### CODICI • ITEM

	Ø	M	A	B
RT.INP8F0050.GR	50	8	20	70





# RUOTE CASTORS

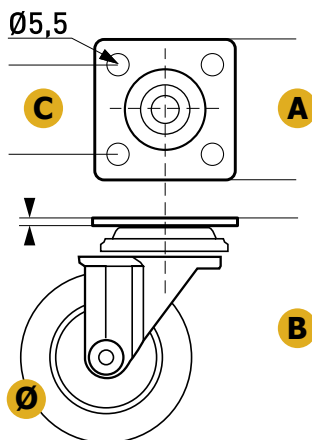
ACCIAIO NYLON • STEEL NYLON

**gvm**  
ITALY



125/60/40

GR



DATI TECNICI • TECHNICAL SPECIFICATION

- Ruota in gomma c/piastra acciaio. Colore Grigio
- Portata 35/40/50 Kg.
- Rubber castor W/Plate in steel. Color Grey
- Load capacity 35/40/50 Kg.

CODICI • ITEM

	Ø	A	B	C
RT.IN0050.GR	50	50	70	32
RT.IN0075.GR	75	65	100	48
RT.IN00100.GR	100	75	135	58

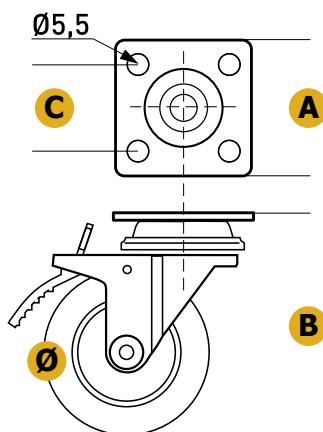
ACCIAIO NYLON • STEEL NYLON

**gvm**  
ITALY



112/60/40

GR



DATI TECNICI • TECHNICAL SPECIFICATION

- Ruota in gomma c/piastra acciaio. Colore Grigio
- Portata 35/40/50 Kg.
- Con freno
- Rubber castor W/Plate in steel. Color Grey
- Load capacity 35/40/50 Kg.
- W/Brake

CODICI • ITEM

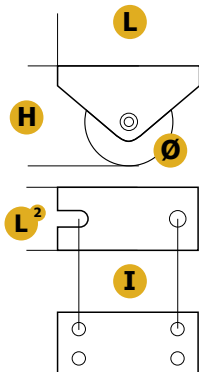
	Ø	A	B	C
RT.INF0050.GR	50	50	70	32
RT.INF0075.GR	75	65	100	48
RT.INF0100.GR	100	75	135	58

ACCIAIO GOMMA • STEEL RUBBER

MADE  
ITALY



600

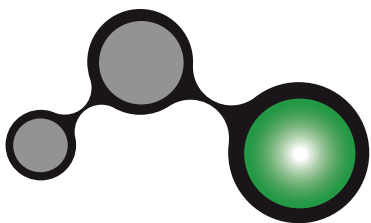


DATI TECNICI • TECHNICAL SPECIFICATION

- Ruota a cavallotto • M= Moplen nero - GR= Gomma grigia
- Wheels • M= Moplen black - GR= Rubber gray

CODICI • ITEM

	Ø	I	L	H	L <sup>2</sup>	KG
RT.CM025.N	25	34	45	28	21	30
RT.CG030.GR	30	34	45	28	21	30
RT.CM030.N	30	34	45	33	21	30
RT.CG040.GR	40	40	58	43	30	50
RT.CM040.N	40	40	58	43	30	50
RT.CG050.GR	50	59	70	56	30	50
RT.CM050.N	50	59	70	56	30	50




# GAMBE

## LEGS

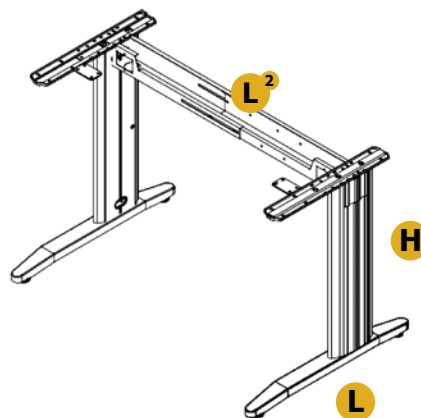
ACCIAIO • STEEL

**gvm**  
ITALY



DATI TECNICI • TECHNICAL SPECIFICATION

- Gamba e traversa per tavoli ufficio.
- Office leg



CODICI • ITEM

**H** **L** **L<sup>2</sup>**

**GMB.SCRI700.GR**

710

700

-

**GMB.TRA1218.GR**

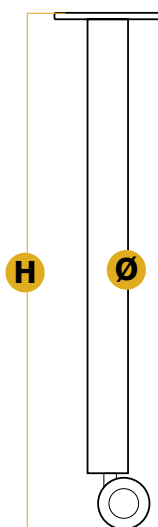
-

-

1200/1800

ACCIAIO • STEEL

**MADE**  
ITALY



DATI TECNICI • TECHNICAL SPECIFICATION

- Gamba C/Piastra e ruota con freno.  
Ø60 H 710. RAL 9006
- Leg with plate for table W/Wheel and brake.  
Ø60 H 710. RAL 9006

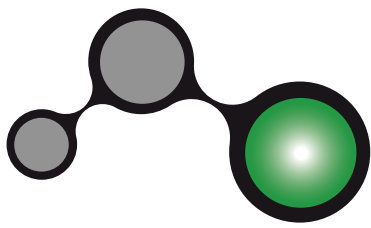
CODICI • ITEM

**Ø** **H**

**GMT.RT6071.GR**

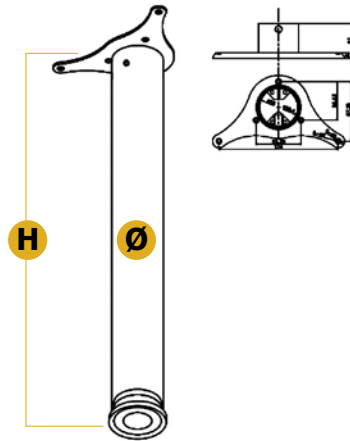
60

710



ACCIAIO • STEEL

**gvm**  
ITALY



DATI TECNICI • TECHNICAL SPECIFICATION

- Gamba regolabile C/Piastra, per tavolo. Ø60 H 710. RAL 9006
- Leg with plate for table W/Reg. Ø60 H 710. RAL 9006

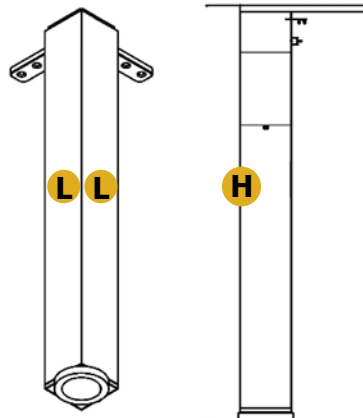
CODICI • ITEM

Ø H

GMT.T06071.\_ 60 710

ACCIAIO • STEEL

**gvm**  
ITALY



DATI TECNICI • TECHNICAL SPECIFICATION

- Gamba quadra C/Reg. per tavolo. 60x60 H 710.
- Square leg for table W/Reg. 60x60 H 710.

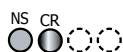
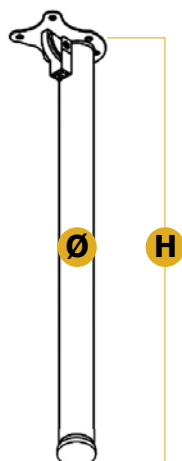
CODICI • ITEM

L H

GMT.Q606071.NS 60 710

ACCIAIO • STEEL

**gvm**  
ITALY



DATI TECNICI • TECHNICAL SPECIFICATION

- Gamba pieghevole per tavolo. Ø50 H 710.
- Folding leg for table. Ø50 H 710.

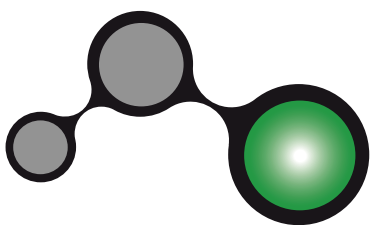


CODICI • ITEM

Ø H

GMT.PG05071.NS 50 710

GMT.PG05071.CR 50 710



# GAMBE LEGS

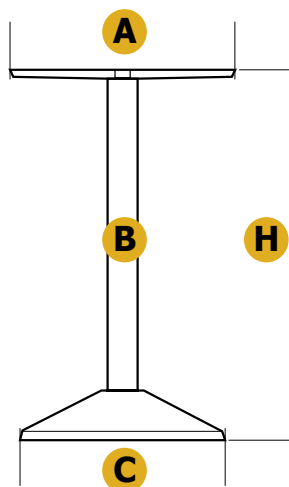
## ACCIAIO • STEEL

**gvm**  
ITALY



1

N



## DATI TECNICI • TECHNICAL SPECIFICATION

- Gamba quadra per tavolo, con regolazione. 60x60 H720 con crociera 450x450 mm e basamento 410x410 mm.
- Adjustable square leg for table. 60x60 H720 Cross support 450x450 mm. and base 410x410 mm.

## CODICI • ITEM

**A** **B** **C** **H**

**GMT.41Q60PC.N** 450 60x60 410 720

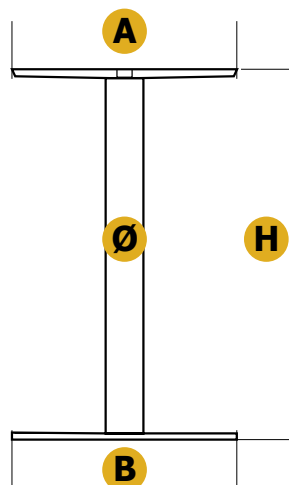
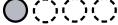
## ACCIAIO INOX • STEEL INOX

**gvm**  
ITALY



1

NS



## DATI TECNICI • TECHNICAL SPECIFICATION

- Gamba tonda per tavolo con regolazione. Ø76 H 720. Con crociera 450x450 mm e basamento Ø500 mm
- Adjustable round leg for table. Ø76 H720 Cross support 450x450 mm. and base Ø500 mm.

## CODICI • ITEM

**A** **Ø** **B** **H**

**GMT.50D76CR.NS** 450 76 Ø500 720

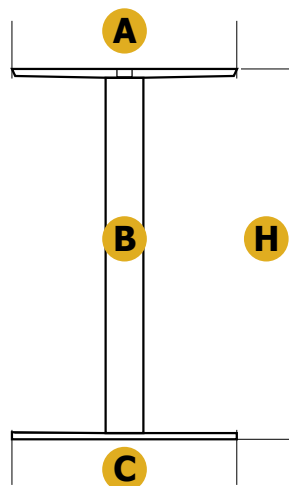
## ACCIAIO INOX • STEEL INOX

**gvm**  
ITALY



1

NS



## DATI TECNICI • TECHNICAL SPECIFICATION

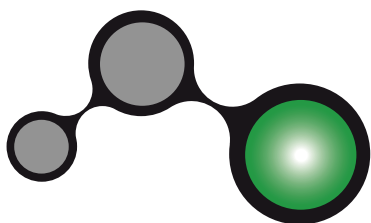
- Gamba quadra con regolazione 60x60 H720 crociera 450x450 mm basamento 450x450 mm
- Adjustable square leg for table 60x60 H720 Cross support 450x450 mm. and base 450x450 mm.

## CODICI • ITEM

**A** **B** **C** **H**

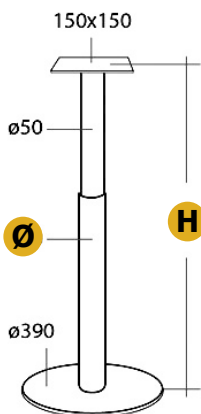
**GMT.45Q60CR.NS** 450 60x60 450 720

**GMT.45Q60CR.N** 450 60x60 450 720



# GAMBE LEGS

## ACCIAIO • STEEL



## DATI TECNICI • TECHNICAL SPECIFICATION

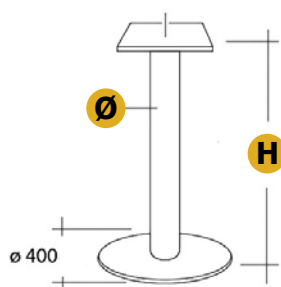
- Gamba telescopica C/piastra 150x150 - H 680/1200.  
Base Ø390
- Telescopic leg W/plate 150x150 - H 680/1200.  
Base Ø390

### CODICI • ITEM



<b>GMT.06015T.CR</b>	60	680/1200
<b>GMT.06015T.GR</b>	60	680/1200
<b>GMT.06015T.N</b>	60	680/1200

## ACCIAIO • STEEL



## DATI TECNICI • TECHNICAL SPECIFICATION

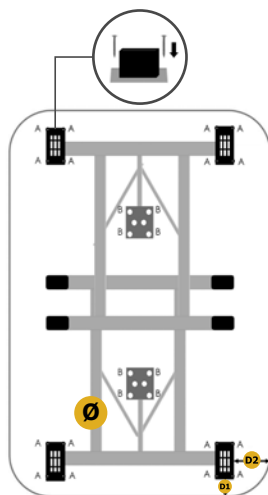
- Gamba con piastra 300x300 mm e basamento
- Leg with plate 300x300 and base

### CODICI • ITEM



<b>GMT.8071.CR</b>	80	710
<b>GMT.8071.N</b>	80	710
<b>GMT.8071.AL</b>	80	710

## ACCIAIO • STEEL



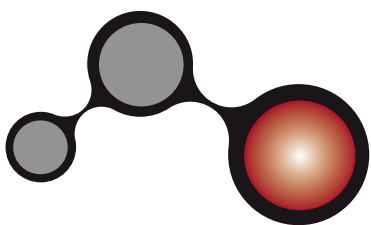
## DATI TECNICI • TECHNICAL SPECIFICATION

- Set gamba pieghevole per tavolo
- Set of folding legs for table

### CODICI • ITEM



<b>GMT.095.B/GR/N/CR</b>	28	750	7	14,5
--------------------------	----	-----	---	------



# PIEDINI FEETS

## PLASTICA • PLASTIC

## DATI TECNICI • TECHNICAL SPECIFICATION



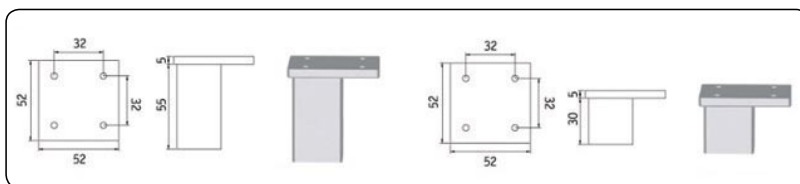
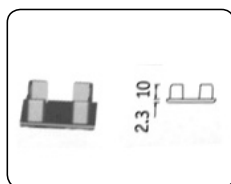
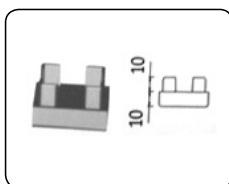
- Piedino 33x33 in plastica personalizzabile con flange e tappi
- Taglio su misura (Verghe di 2,5 mt.)
- Finitura Legno nobilitato a richiesta (LE\*)

- Plastic feet customizable. The customer can choose the total height of the leg
- Cutting customizable (Bars 2,5 mt)
- On deman wood ennobled (LE\*)

### CODICI • ITEM



**PIE.153.CR/AL/LE\*** 2,5mt :



## PLASTICA • PLASTIC

## DATI TECNICI • TECHNICAL SPECIFICATION



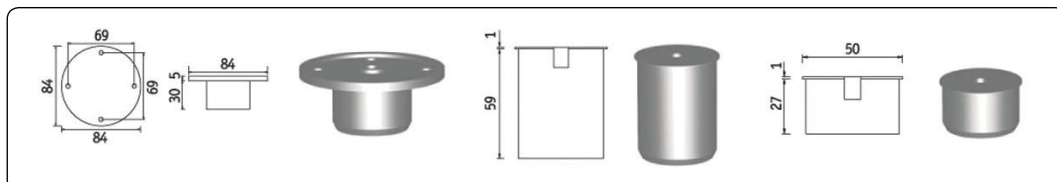
- Piedino Ø50 in plastica personalizzabile con flange e tappi
- Taglio su misura (Verghe di 2,5 mt.)
- Finitura Legno nobilitato a richiesta (LE\*)

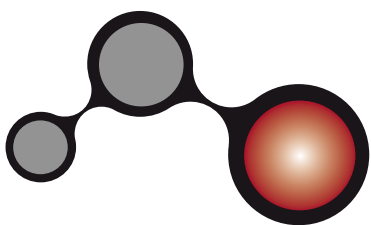
- Plastic feet customizable. The customer can choose the total height of the leg
- Cutting customizable (Bars 2,5 mt)
- On deman wood ennobled (LE\*)

### CODICI • ITEM

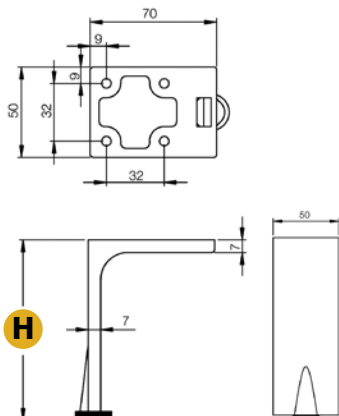


**PIE.023.CR/AL/LE\*** 2,5mt :





## ZAMA • ZAMAK



## DATI TECNICI • TECHNICAL SPECIFICATION

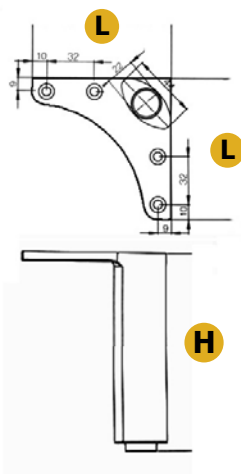
- Piedino in zama regolabile in altezza
- Altri colori a richiesta
- Zamak feet with adjustable height
- Other colours on demand

### CODICI • ITEM



<b>PIE.0302.AL/CR</b>	100	40
	140	30
	200	20

## ZAMA • ZAMAK



## DATI TECNICI • TECHNICAL SPECIFICATION

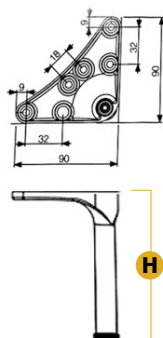
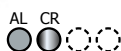
- Piedino in zama regolabile in altezza
- Altri colori a richiesta
- Zamak feet with adjustable height
- Other colours on demand

### CODICI • ITEM



<b>PIE.0802.AL/CR</b>	95	100	40
	95	140	30
	95	200	20

## ZAMA • ZAMAK



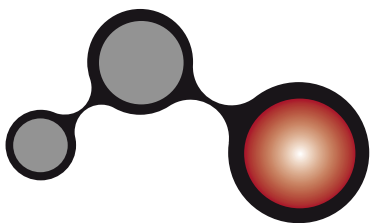
## DATI TECNICI • TECHNICAL SPECIFICATION

- Piedino in zama regolabile in altezza
- Altri colori a richiesta
- Zamak feet with adjustable height
- Other colours on demand

### CODICI • ITEM



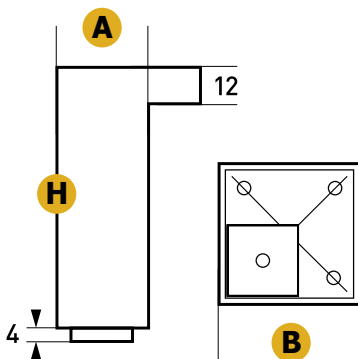
<b>PIE.0202.AL/CR</b>	90	100
	120	80
	140	80
	200	60



ABS • ABS



100



DATI TECNICI • TECHNICAL SPECIFICATION

- Piedino stampato in ABS - 30x30
- Versione regolabile (R)
- ABS feet printed - 30x30
- Version adjustable (R)

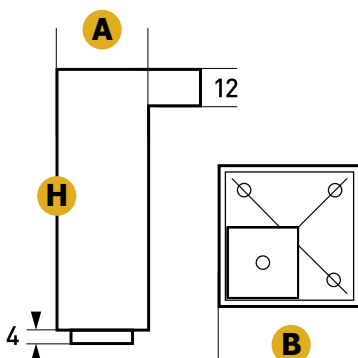
CODICI • ITEM

	A	B	H
PIE.30100.B	30	50	100
PIE.30100.GR	30	50	100
PIE.R30105.B	30	50	105
PIE.R30105.GR	30	50	105

ABS • ABS



100



DATI TECNICI • TECHNICAL SPECIFICATION

- Piedino ABS - 30x30. Verniciabile\* a richiesta vari colori
- ABS feet - 30x30. Paintable\* on demand in various colors

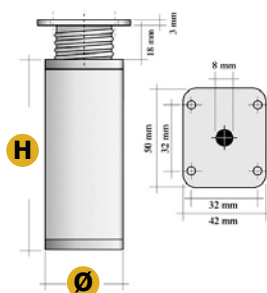
CODICI • ITEM

	A	B	H
PIE.30100V.CR	30	50	100
PIE.30100V.GR	30	50	100
PIE.30100V.VE*	30	50	100
PIE.R30105V.CR	30	50	105
PIE.R30105V.GR	30	50	105
PIE.R30105V.VE*	30	50	105

ALLUM./PLAST. • ALUMINIUM/PLASTIC



100



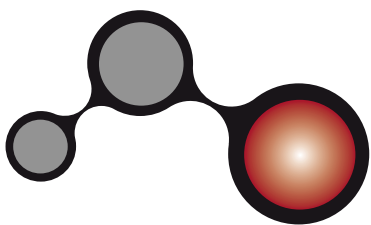
DATI TECNICI • TECHNICAL SPECIFICATION

- Piedino in alluminio regolabile
- Aluminium feet adjustable

CODICI • ITEM

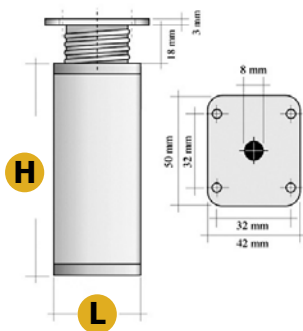
	Ø	H
PIE.61H50.AL	40	50
PIE.61H60.AL	40	60
PIE.61H80.AL	40	80
PIE.61H100.AL	40	100
PIE.61H120.AL	40	120
PIE.61H150.AL	40	150





ALLUM./PLAST. • ALUMINIUM/PLASTIC

**gvm**  
ITALY



DATI TECNICI • TECHNICAL SPECIFICATION

- Piedino quadro in alluminio regolabile
- Square aluminium feet adjustable

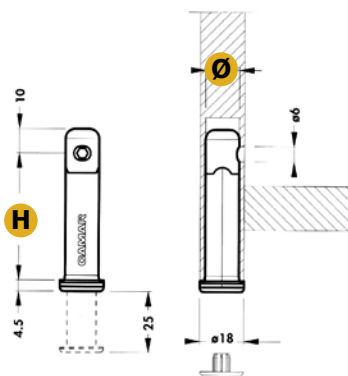
CODICI • ITEM

**L** **H**

<b>PIE.61H50Q.AL</b>	40x40	50
<b>PIE.61H60Q.AL</b>	40x40	60
<b>PIE.61H80Q.AL</b>	40x40	80
<b>PIE.61H100Q.AL</b>	40x40	100
<b>PIE.61H120Q.AL</b>	40x40	120
<b>PIE.61H150Q.AL</b>	40x40	150

ZAMA • ZAMAK

**MADE**  
ITALY



DATI TECNICI • TECHNICAL SPECIFICATION

- Piedino da incasso in zama regolabile
- Concealed feet adjustable in zamak

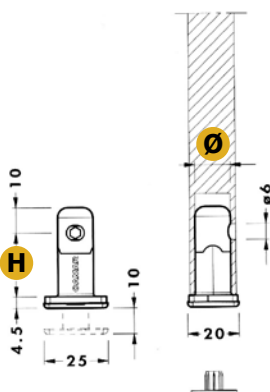
CODICI • ITEM

**Ø** **H**

<b>PLV.04145.Z</b>	14	50
<b>PLV.04147.Z</b>	14	70
<b>PLV.041412.Z</b>	14	120
<b>PLV.041414.Z</b>	14	140

ZAMA • ZAMAK

**MADE**  
ITALY



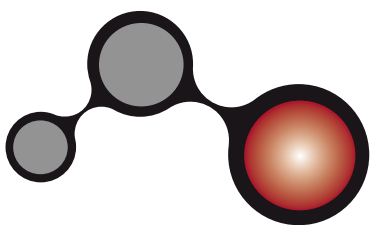
DATI TECNICI • TECHNICAL SPECIFICATION

- Piedino da incasso in zama regolabile
- Concealed feet adjustable in zamak

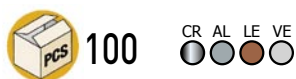
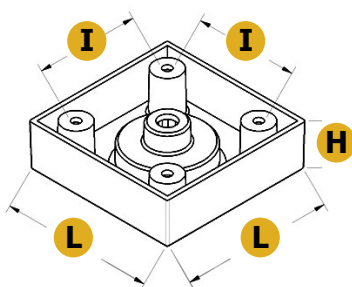
CODICI • ITEM

**Ø** **H**

<b>PLV.0214</b>	14	25
-----------------	----	----



ABS • ABS



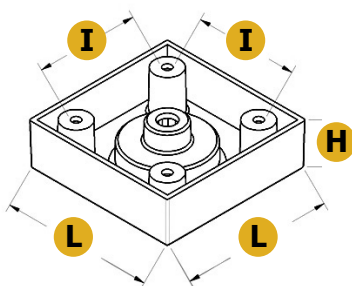
DATI TECNICI • TECHNICAL SPECIFICATION

- Piedino quadro fisso in ABS - 76x76 - H 23
- Finitura Legno nobilitato a richiesta (LE\*)
- Square fixed feet in ABS - 76x76 - H 23
- On deman wood ennobled (LE\*)

CODICI • ITEM

	L	I	H
PIE.0510.CR	76	50	23
PIE.0510.AL	76	50	23
PIE.0510.LE*	76	50	23
PIE.0510.VE	76	50	23

ABS • ABS



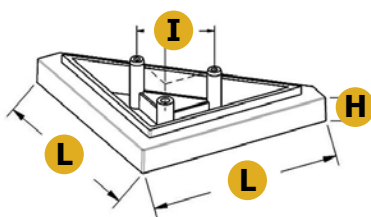
DATI TECNICI • TECHNICAL SPECIFICATION

- Piedino quadro regolabile in ABS - 76x76 - H 23
- Finitura Legno nobilitato a richiesta (LE\*)
- Square screwing feet in ABS - 76x76 - H 23
- On deman wood ennobled (LE\*)

CODICI • ITEM

	L	I	H
PIE.R510.CR	76	50	23
PIE.R510.AL	76	50	23
PIE.R510.LE*	76	50	23
PIE.R510.VE	76	50	23

ABS • ABS

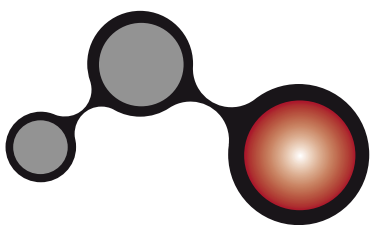


DATI TECNICI • TECHNICAL SPECIFICATION

- Piedino triangolare fisso in ABS - H 21
- Finitura Legno nobilitato a richiesta (LE\*)
- Triangular fixed feet in ABS - H 21
- On deman wood ennobled (LE\*)

CODICI • ITEM

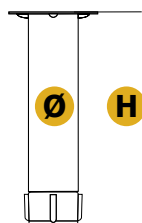
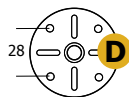
	L	I	H
PIE.0455B.CR	120	32	21
PIE.0455B.AL	120	32	21
PIE.0455B.LE*	120	32	21
PIE.0455B.VE	120	32	21



## ACCIAIO • STEEL



VIT.M10H33.Z



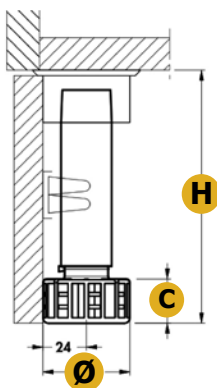
## DATI TECNICI • TECHNICAL SPECIFICATION

- Piedino tondo Ø28 regolabile
- Round feet Ø28 adjustable

### CODICI • ITEM

	Ø	H	D
<b>PIE.28100R.Z</b>	28	100	Ø50
<b>PIE.28120R.Z</b>	28	120	Ø50
<b>PIE.28150R.Z</b>	28	150	Ø50
<b>PIE.28200R.Z</b>	28	200	Ø50

## ABS/FERRO • ABS/IRON




## DATI TECNICI • TECHNICAL SPECIFICATION

- Piedino livellatore con piastra separata
- Leveller feet with plate combined

### CODICI • ITEM

	Ø	H	C
<b>PIE.LC350100._</b>	48	100	25
<b>PIE.LC350120._</b>	48	120	25
<b>PIE.LC350150._</b>	48	150	25

## ACCIAIO • STEEL



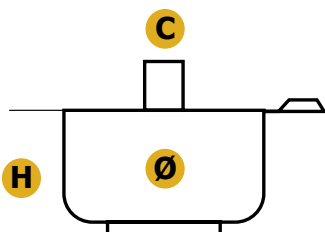
## DATI TECNICI • TECHNICAL SPECIFICATION

- Piedino livellatore
- Leveller feet

### CODICI • ITEM

	Ø	H	M	PCS
<b>PIE. M615.Z</b>	21	15	6	1500
<b>PIE. ME618.Z</b>	21	18	6	1500
<b>PIE. M822.Z</b>	28	22	8	800
<b>PIE. ME822.Z</b>	28	22	8	800
<b>PIE. M1025.Z</b>	32	25	10	500

## PLASTIC • PLASTIC

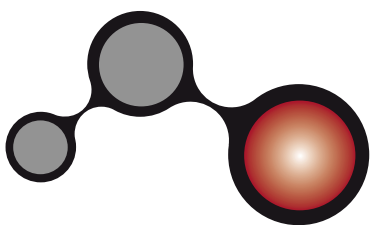


## DATI TECNICI • TECHNICAL SPECIFICATION

- Piedino livellatore M8
- Leveller feet M8

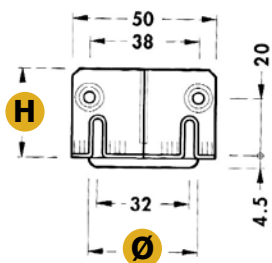
### CODICI • ITEM

	Ø	H	C	PCS
<b>PIE.LH17050.N</b>	50	17	10	500
<b>PIE.LH27050.N</b>	50	27	10	500
<b>PIE.LH44050.N</b>	50	44	10	400

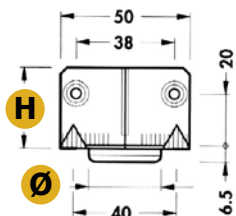


# PIEDINI FEETS

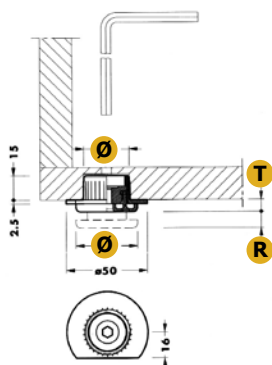
ACCIAIO/ZAMA • STEEL/ZAMAK



ACCIAIO/ZAMA • STEEL/ZAMAK



ZAMA /ABS • ZAMAK/ABS

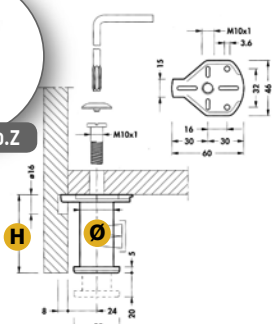


ACCIAIO • STEEL



VIT.M10630.Z

VIT.M10640.Z



DATI TECNICI • TECHNICAL SPECIFICATION

- Piedino livellatore in zama, regolabile con chiave esagonale
- Zamak feet adjustable with Allen wrench

CODICI • ITEM

Ø H

PLV.0023.Z

38 31,5

DATI TECNICI • TECHNICAL SPECIFICATION

- Piedino livellatore in acciaio, regolabile
- Steel feet adjustable

CODICI • ITEM

Ø H

PLV.0020.Z

28 31,5

DATI TECNICI • TECHNICAL SPECIFICATION

- Piedino livellatore in zama regolabile con cacciavite a taglio
- Zamak feet adjustable with slotted screwdriver

CODICI • ITEM

Ø T R

PLV.0834.Z

28/38 4,5 10

PLV.0835.Z

28/38 7,5 20

DATI TECNICI • TECHNICAL SPECIFICATION

- Piedino in ferro regolabile
- Iron feet adjustable

CODICI • ITEM

Ø H

PIE.00940.Z

28 40

PIE.00950.Z

28 50

PIE.00960.Z

28 60

PIE.00970.Z

28 70

PIE.00980.Z

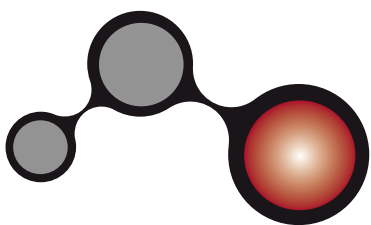
28 80

PIE.00990.Z

28 90

PIE.009100.Z

28 100

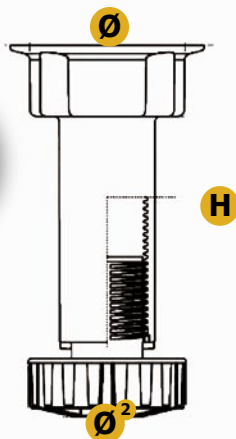


# PIEDINI FEETS

PLASTIC • PLASTIC



VIT.M1033PL.Z



DATI TECNICI • TECHNICAL SPECIFICATION

- Piedino livellatore in 2 pezzi regolabile H100, 120, 150
- Feet adjustable H100, 120, 150

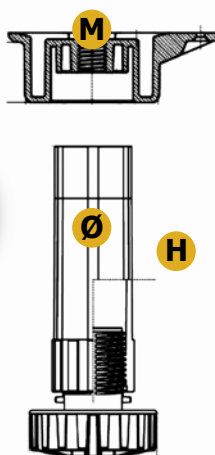
CODICI • ITEM

	Ø	Ø <sup>2</sup>	H	
<b>PIE.2P100.N</b>	60	50	100	350
<b>PIE.2P120.N</b>	60	50	120	300
<b>PIE.2P150.N</b>	60	50	150	250

PLASTIC • PLASTIC



VIT.M1033PL.Z



DATI TECNICI • TECHNICAL SPECIFICATION

- Piedino livellatore in 3 pezzi regolabile H100, 120, 150
- Feet adjustable H100, 120, 150

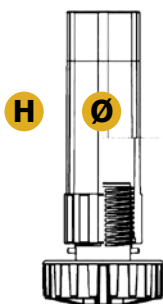
CODICI • ITEM

	Ø	H	M	
<b>PIE.3P100.N</b>	30	100	10	500
<b>PIE.3P120.N</b>	30	120	10	400
<b>PIE.3P150.N</b>	30	150	10	350

PLASTIC • PLASTIC



Ø<sup>2</sup>

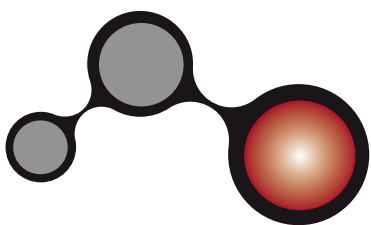


DATI TECNICI • TECHNICAL SPECIFICATION

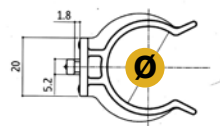
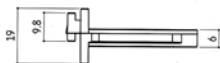
- Piedino livellatore in 4 pezzi regolabile H100, 120, 150
- Feet adjustable H100, 120, 150

CODICI • ITEM

	Ø	H	Ø <sup>2</sup>	
<b>PIE.4P100.N</b>	30	100	16	500
<b>PIE.4P120.N</b>	30	120	16	400
<b>PIE.4P150.N</b>	30	150	16	350



NYLON • NYLON



DATI TECNICI • TECHNICAL SPECIFICATION

- Gancio fissaggio zoccolo
- Clip for plinth

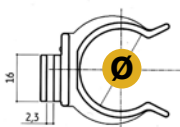
CODICI • ITEM



**PIE.GN001.N**

28

NYLON • NYLON



DATI TECNICI • TECHNICAL SPECIFICATION

- Gancio fissaggio zoccolo
- Clip for plinth

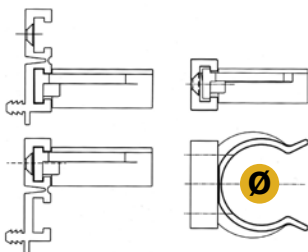
CODICI • ITEM



**PIE.GN002.N**

28

ACCIAIO NYLON • STEEL NYLON



DATI TECNICI • TECHNICAL SPECIFICATION

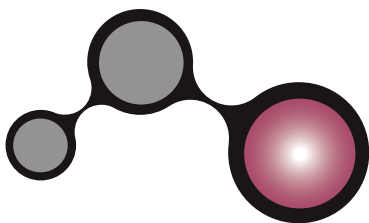
- Kit Gancio fissaggio zoccolo in legno
- Clip kit for wood plinth

CODICI • ITEM



**PIE.GN001L.N**

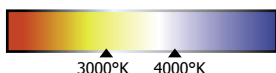
28



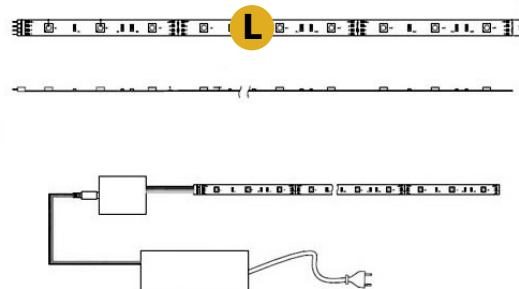
### STRIP LED • STRIP LED



**gvm**  
ITALY



5 Mt.



### DATI TECNICI • TECHNICAL SPECIFICATION

- Strip LED 3528. Luce bianca. Bobina da 5 metri
- LED strip 3528. White light. 5 meters spool

#### CODICI • ITEM

**L** **K°** **W**

<b>LED.8120IP20.W</b>	5 mt	4000/4500	48
<b>LED.8120IP20.WW</b>	5 mt	3000/3500	48
<b>LED.860IP20.W</b>	5 mt	4000/4500	24
<b>LED.860IP20.WW</b>	5 mt	3000/3500	24
<b>LED.860IP65.W</b>	5 mt	4000/4500	24

### LAMPADA DA SPECCHIO • MIRROR LAMP LED

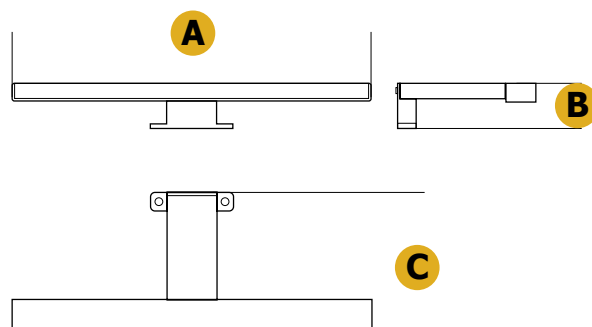
**MADE**  
ITALY



1



IP44



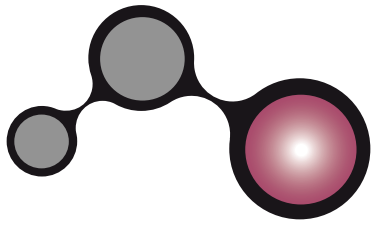
### DATI TECNICI • TECHNICAL SPECIFICATION

- Lampada Led per specchiere. Aliment. incorporato
- 220V - 4000K - IP44 - Cromata
- Mirror Lamp LED. Built-in power supply
- 220V - 4000K - IP44 - Chrome

#### CODICI • ITEM

**A** **B** **C** **W**

<b>LED.303AT.CR</b>	303	37	115	4,4
<b>LED.503AT.CR</b>	503	37	115	7



### ALLUMINIO • ALUMINIUM

12V

**gvm**  
ITALY



45W  
ESTERNO



60W  
INTERNO

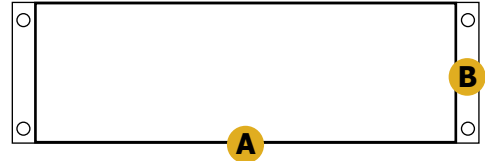
100/200W  
ESTERNO

CE IP67



### DATI TECNICI • TECHNICAL SPECIFICATION

- Alimentatori per led (Esterno - Interno)
- External power supply for LED



### CODICI • ITEM

**A** **B** **H**

<b>ALM.045W.0</b>	200	35	25
<b>ALM.060W.0</b>	130	100	40
<b>ALM.0100W.0</b>	186	55	40
<b>ALM.0200W.0</b>	225	125	65

### PLASTICA • PLASTIC


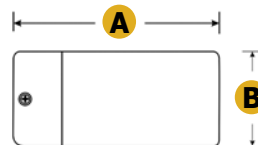
12V

**gvm**  
ITALY



### DATI TECNICI • TECHNICAL SPECIFICATION

- Alimentatore per LED
- Power supply for LED



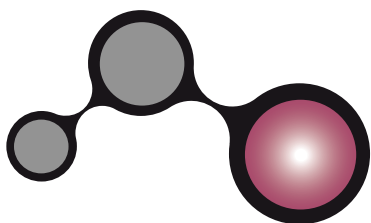
### CODICI • ITEM

**A** **B** **H**

<b>ALM.0012W.B</b>	92	42	20
<b>ALM.024W.B</b>	116	45	20
<b>ALM.030W.0</b>	100	41	20







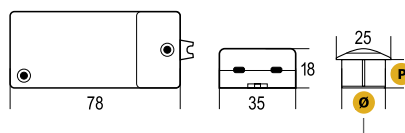
PLASTICA • PLASTIC



B ○○○○ CE W70

DATI TECNICI • TECHNICAL SPECIFICATION

- Rilevatore Led di presenza max 2,5 mt - angolo 80°
- Tempo di accensione: 10sec/3min.
- Presence detector max 2,5 mt. Detection angle: 80°
- Ignition time 10 sec/ 3 min.



CODICI • ITEM

**LED.651RP.B**

**Ø P**  
20 13

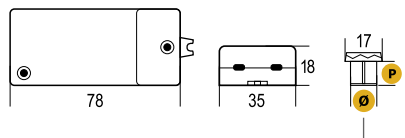
PLASTICA • PLASTIC



B ○○○○ CE W70

DATI TECNICI • TECHNICAL SPECIFICATION

- Interruttore Led Touch
- Switch Led Touch




CODICI • ITEM

**LED.INT660.B**

**Ø P**  
12 11

ALL. /PLASTICA • ALU./PLASTIC



AL ○○○○

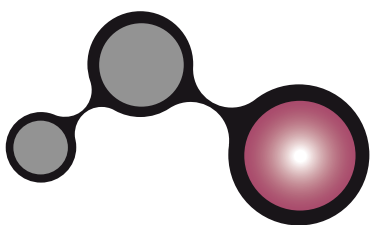
DATI TECNICI • TECHNICAL SPECIFICATION

- Profilo alluminio diverse lunghezze - Esterno c/opalino
- Aluminium profile. External with opaline cover

CODICI • ITEM

**LED.PRF108L3.AL**

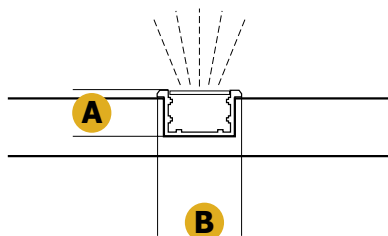
**A B L**  
8,5 10 3000



ALL. /PLASTICA • ALU./PLASTIC



MADE  
ITALY



DATI TECNICI • TECHNICAL SPECIFICATION

- Profilo in alluminio ad incasso e copertura opalina
- Aluminium recessed profile with opaline cover

CODICI • ITEM

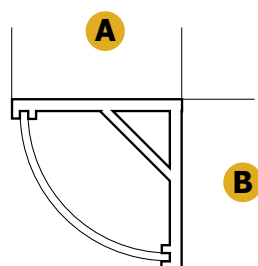
**A** **B** **L**

**LED.PRFP423.AL** 14,3 10 3000

ALL. /PLASTICA • ALU./PLASTIC



MADE  
ITALY



DATI TECNICI • TECHNICAL SPECIFICATION

- Profilo alluminio angolare - Esterno c/opalino
- Corner profile in aluminium. External opaline cover

CODICI • ITEM

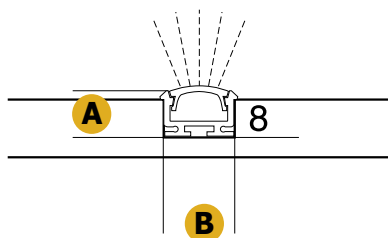
**A** **B** **L**

**LED.PRFP533.AL** 16 16 3000

ALL. /PLASTICA • ALU./PLASTIC



MADE  
ITALY



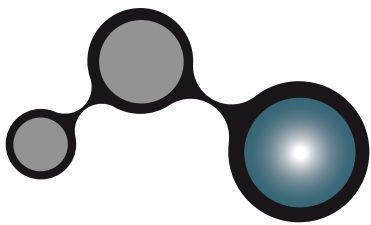
DATI TECNICI • TECHNICAL SPECIFICATION

- Profilo alluminio diverse lunghezze - Esterno c/opalino
- Aluminium profile. External with opaline cover

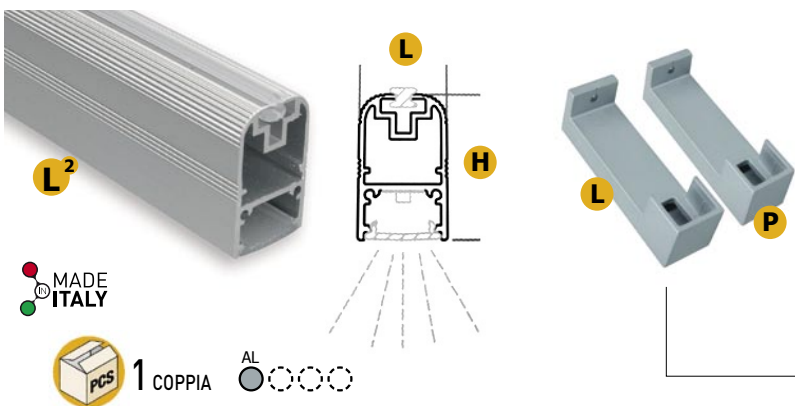

CODICI • ITEM

**A** **B** **L**

**LED.PRFDES3.AL** 11 17 3000



### ALLUMINIO/ZAMA • ALUMINIUM/ZAMAK



### DATI TECNICI • TECHNICAL SPECIFICATION

- Profilo alluminio per appendiabito con alloggiamento per striscia LED
- Reggiprofilo in zama per appendiabiti cod. LED.PRF37
- Aluminium Led profil dress hangers
- Zamak Hook Profil

#### CODICI • ITEM

**L** **H** **L<sup>2</sup>**

<b>LED.PRF37.AL</b>	18	29	3000
<b>LED.PRF27.AL</b>	18	29	2000
<b>LED.PRF17.AL</b>	18	29	1000

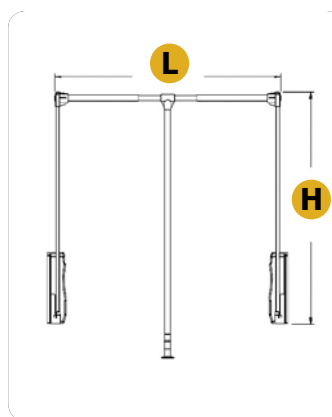
#### CODICI • ITEM

**L** **P**

**LED.RGT37.AL**

- -

### METALLO/PLASTICA • METAL/PLASTIC



### DATI TECNICI • TECHNICAL SPECIFICATION

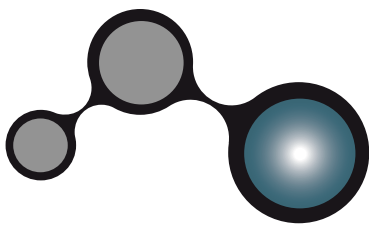
- Saliscendi acciaio cromato e plastica. Portata 10 Kg.
- Wardrobe lift, twin arm. Steel with chrome plated Weight capacity 10 Kg.

#### CODICI • ITEM

**L** **H** **KG**

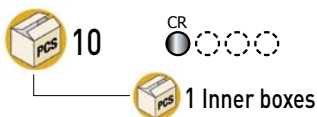
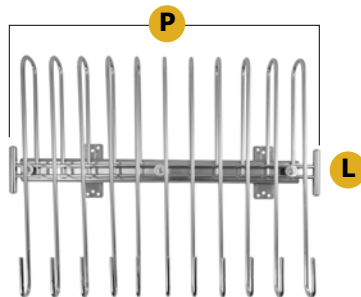
<b>SLS.600N.CR</b>	450/600	860	10
<b>SLS.830N.CR</b>	600/830	860	10
<b>SLS.115N.CR</b>	830/1150	860	10





ACCIAIO • STEEL

**gvm**  
ITALY



DATI TECNICI • TECHNICAL SPECIFICATION

- Porta pantaloni estraibile
- Hanger for trousers

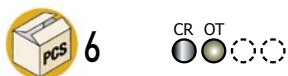

CODICI • ITEM

**L** **P**  
335 450

PRP.0011.CR

ACCIAIO • STEEL

**MADE**  
**ITALY**



DATI TECNICI • TECHNICAL SPECIFICATION

- Porta scarpe in metallo. Estensibile
- Metal shoes stand. Extensible

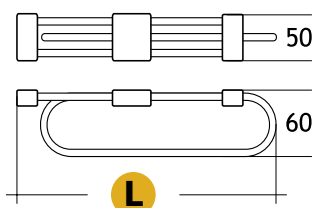
CODICI • ITEM

**L**

PRS.R450.CR 450 (min)  
PRS.R450.OT 450 (min)  
PRS.R800.CR 800 (min)  
PRS.R800.OT 800 (min)

ACCIAIO • STEEL

**MADE**  
**ITALY**



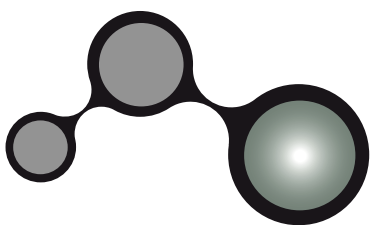
DATI TECNICI • TECHNICAL SPECIFICATION

- Appendiabito in metallo. Estensibile
- Metal clothes hangers. Extensible

CODICI • ITEM

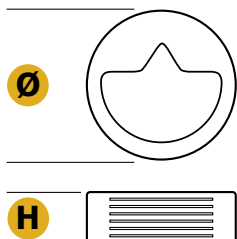
**L**

APP.0300.GR 300  
APP.0350.GR 350  
APP.0400.GR 400  
APP.0450.GR 450



# REGGIPENSILI SHELF SUPPORTS

ACCIAIO/PLASTICA • STEEL/PLASTIC



DATI TECNICI • TECHNICAL SPECIFICATION

- Attaccaglia da incasso per pannelli
- Built-in support for panels

CODICI • ITEM



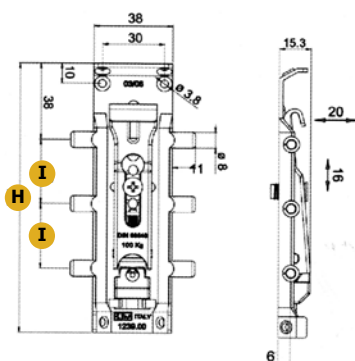
**RGP.3510.GR**

35 10

ACCIAIO • STEEL



1



DATI TECNICI • TECHNICAL SPECIFICATION

- Reggipensile invisibile DX-Sx ad alta portata
- Concealed cabinet hanger. High range capacity



CODICI • ITEM



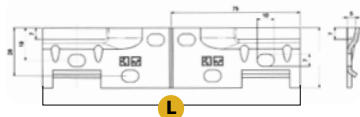
1 **RGP.1239.z**

32 134 \_

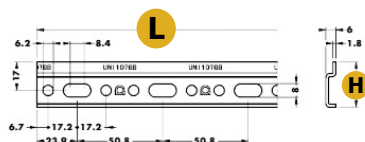
2 **RGP.1260.z**

\_ \_ 150

2



ACCIAIO • STEEL



DATI TECNICI • TECHNICAL SPECIFICATION

- Barre reggipensili. Zincata
- Galvanized shelf support bars

CODICI • ITEM



**RGP.B875C.Z**

2032 27 1,8 61Mt.

**RGP.BR040.Z**

2000 36 1,2 20Mt.

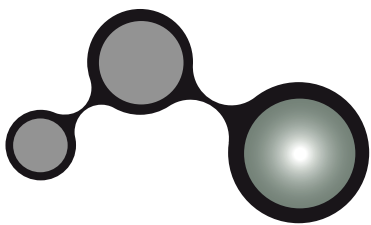
**RGP.BR050.Z**

2000 48 1,2 20Mt.

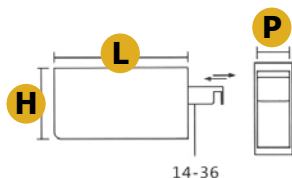

**RGP.B89000.Z**

102 26 1,5 100





ZAMA • ZAMAK



DATI TECNICI • TECHNICAL SPECIFICATION


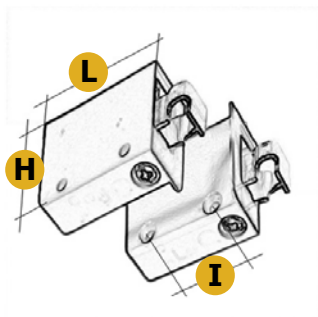
- Reggipensile DX-SX carter plastica
- Shelf support DX-SX W/plastic carter

CODICI • ITEM

**RGP.Z009.GR**

L	H	P
78	48	8,5

ACCIAIO/PLASTICA • STEEL/PLASTIC



DATI TECNICI • TECHNICAL SPECIFICATION

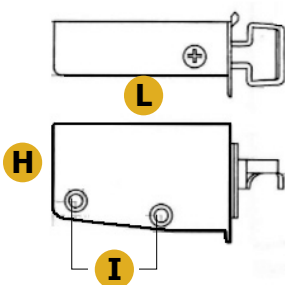
- Reggipensile universale
- Universal shelf support

CODICI • ITEM

**RGP.005U.B**

L	H	I
59	39	32

ACCIAIO/PLASTICA • STEEL/PLASTIC



DATI TECNICI • TECHNICAL SPECIFICATION

- Reggipensile DX-SX
- Shelf support DX-SX

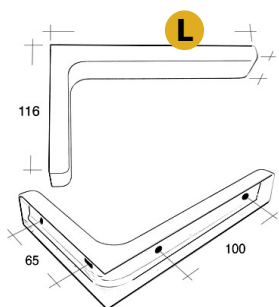
CODICI • ITEM

**RGP.D415.\_**

**RGP.S415.\_**

L	H	I
66	41	32
66	41	32

ACCIAIO/PLASTICA • STEEL/PLASTIC



DATI TECNICI • TECHNICAL SPECIFICATION

- Reggimensola a L c/carter plastica
- Shelf support W/plastic carter

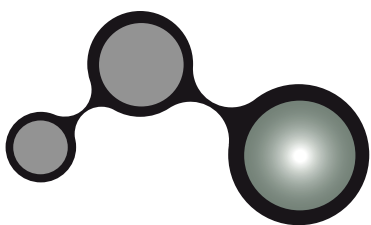
CODICI • ITEM

**RGM.0120.\_**

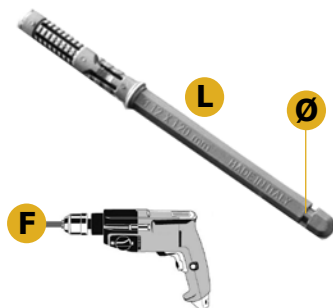
**RGM.0180.\_**

**RGM.0240.\_**

L	PCS
120	100
180	90
240	50



ACCIAIO/NYLON • STEEL/NYLON



DATI TECNICI • TECHNICAL SPECIFICATION

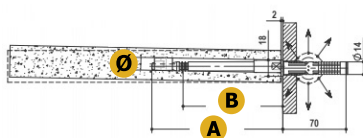
- Reggimensola a scomparsa
- Concealed bracket support

CODICI • ITEM



	Ø	L	F	KG	PCS
RGM.SC0914.M	9	140	12	10	200
RGM.SC1010.M	9	100	12	15	200
RGM.SC0990.M	9	90	12	10	200
RGM.SC10145.M	10	145	12	15	200
RGM.SC1212.M	12	120	12	15	200
RGM.SC1270.M	12	70	12	10	200
RGM.SC1412.M	14	120	14	25	100
RGM.SC1414.M	14	140	14	25	100
RGM.SC14165.M	14	165	14	25	100
RGM.SC14200.M	14	200	14	25	100

ACCIAIO/ZAMA • STEEL/ZAMAK



DATI TECNICI • TECHNICAL SPECIFICATION


- Reggimensola registrabile con eccentrico
- Adjustable shelf support

CODICI • ITEM



	Ø	A	B
RGM.R13150.Z	14	150	105
RGM.R13175.Z	14	175	130
RGM.R02150.Z	14	145	100
RGM.R02175.Z	14	175	125

ACCIAIO • STEEL



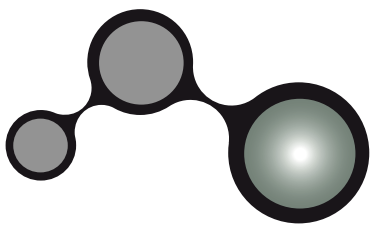
DATI TECNICI • TECHNICAL SPECIFICATION

- Reggimensola regolabile a scomparsa con squadra
- Invisible and adjustable shelf support, with side square

CODICI • ITEM



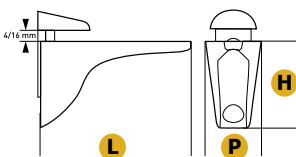
	Ø	L
RGM.SC1111.Z	11	110



ZAMA • ZAMAK



120



### DATI TECNICI • TECHNICAL SPECIFICATION

- Reggimensola arredamento
- Interior design bracket support


CODICI • ITEM

**RGM.025.CR**

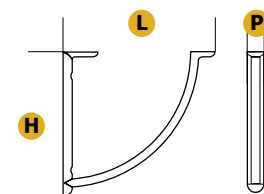
**RGM.025.GRG**

L	H	P
60	33	20
60	33	20

ZAMA • ZAMAK



60



### DATI TECNICI • TECHNICAL SPECIFICATION

- Reggimensola arredamento
- Interior design bracket support

CODICI • ITEM

**RGM.035.CR**

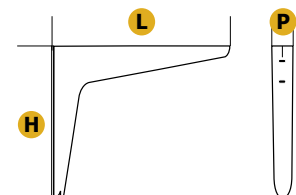
**RGM.035.GRG**

L	H	P
180	180	20
180	180	20

ZAMA • ZAMAK



24



### DATI TECNICI • TECHNICAL SPECIFICATION

- Reggimensola arredamento
- Interior design bracket support

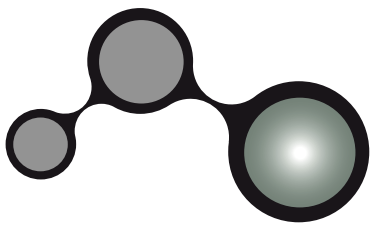
CODICI • ITEM

**RGM.125.CR**

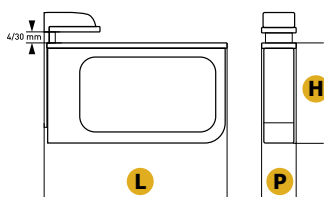

**RGM.125.GRG**

L	H	P
240	100	30
240	100	30





ZAMA • ZAMAK



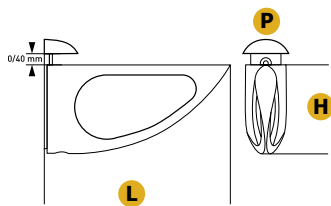
### DATI TECNICI • TECHNICAL SPECIFICATION

- Reggimensola arredamento
- Interior design bracket support

#### CODICI • ITEM

	L	H	P
<b>RGM.235.CR</b>	100	50	18
<b>RGM.235.GRG</b>	100	50	18

ZAMA • ZAMAK



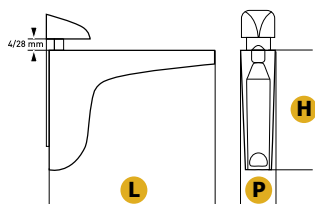
### DATI TECNICI • TECHNICAL SPECIFICATION

- Reggimensola arredamento
- Interior design bracket support

#### CODICI • ITEM

	L	H	P
<b>RGM.315.CR</b>	180	80	46
<b>RGM.315.GRG</b>	180	80	46

ZAMA • ZAMAK

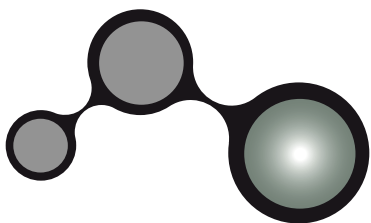


### DATI TECNICI • TECHNICAL SPECIFICATION

- Reggimensola arredamento
- Interior design bracket support

#### CODICI • ITEM

	L	H	P
<b>RGM.915.CR</b>	130	51	22
<b>RGM.915.GRG</b>	130	51	22

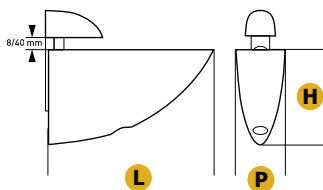
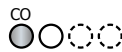


ZAMA • ZAMAK

**gvm**  
ITALY



50



DATI TECNICI • TECHNICAL SPECIFICATION

- Reggimensola arredamento. Cromo opaco
- Interior design bracket support. Matt chrome

CODICI • ITEM

**L H P**

**RGM.108.CO**

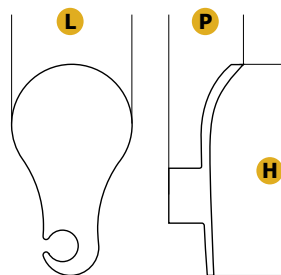
108 70 32

ZAMA • ZAMAK

**MADE**  
ITALY



10



DATI TECNICI • TECHNICAL SPECIFICATION

- Appendiabito
- Coat hangers

CODICI • ITEM

**L H P**

**APN.0106.GR**

80 140 52

**APN.0106.CR**

80 140 52

**APN.0106.B**

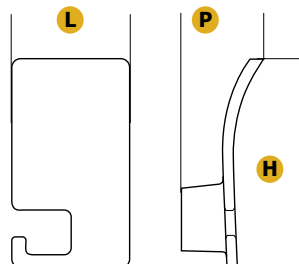
80 140 52

ZAMA • ZAMAK

**MADE**  
ITALY



10



DATI TECNICI • TECHNICAL SPECIFICATION

- Appendiabito
- Coat hangers

CODICI • ITEM

**L H P**

**APN.0306.GR**

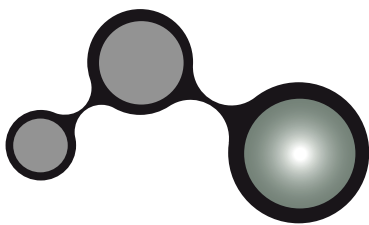
65 120 50

**APN.0306.CR**

65 120 50

**APN.0306.B**

65 120 50

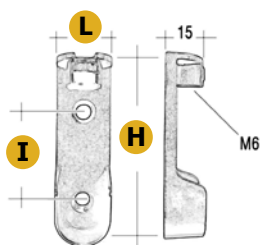


**ACCIAIO • STEEL**



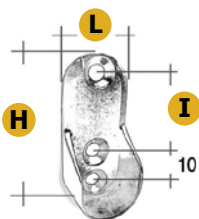
PCS 30 Mt. CR

**ZAMA • ZAMAK**




PCS 500 NK

**ZAMA • ZAMAK**



PCS 2000 NK

**PLASTICA • PLASTIC**



PCS 125 GR

**DATI TECNICI • TECHNICAL SPECIFICATION**

- Tubo ovale 30x15 mm - Sp. 0,7 mm, con supporti
- Ovale tube 30x15 mm - Thickness 0,7 mm, with support

**CODICI • ITEM**

**L** **H** THICKNESS

**TBO.301507.CR** 3000 15 0,7

**DATI TECNICI • TECHNICAL SPECIFICATION**

- Reggitubo in zama
- Zamak tube support

**CODICI • ITEM**

**H** **I** **L**

**RGT.0315.NK** 63 32 19

**DATI TECNICI • TECHNICAL SPECIFICATION**

- Reggitubo in zama
- Zamak tube support

**CODICI • ITEM**

**H** **I** **L**

**RGT.E0315.NK** 45 21 20

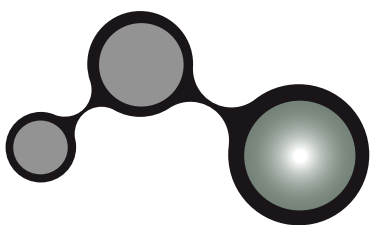
**DATI TECNICI • TECHNICAL SPECIFICATION**

- Reggitubo in plastica. Fissaggio superiore con vite M6
- Plastic tube support.

**CODICI • ITEM**

**H** **I** **L**

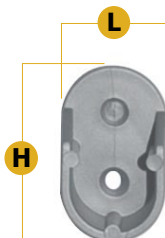
**RGT.PL0315.GR** 65 32 24



# TUBI E REGGITUBO

## TUBES & TUBE SUPPORT

### PLASTICA • PLASTIC



### DATI TECNICI • TECHNICAL SPECIFICATION

- Reggitubo in plastica con perno di fissaggio Ø8
- Plastic tube support with pin Ø8

### CODICI • ITEM

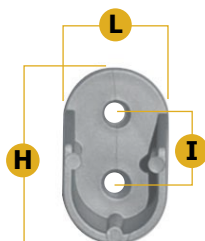


**RGT.P80315.GR**

40

25

### PLASTICA • PLASTIC



### DATI TECNICI • TECHNICAL SPECIFICATION

- Reggitubo in plastica
- Plastic tube support

### CODICI • ITEM



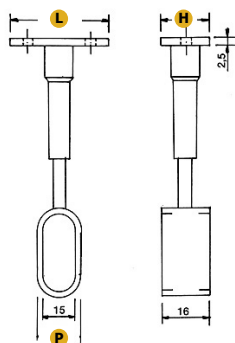
**RGT.PLE315.GR**

40

25

17

### ZAMA • ZAMAK



### DATI TECNICI • TECHNICAL SPECIFICATION

- Reggitubo in zama cieco
- Zamak tube support with through blind

### CODICI • ITEM



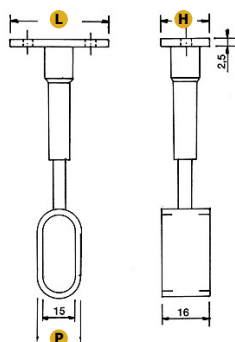
**RGT.0510**

45

18

20

### ZAMA • ZAMAK



### DATI TECNICI • TECHNICAL SPECIFICATION

- Reggitubo in zama con foro passante
- Zamak tube support with through hole

### CODICI • ITEM

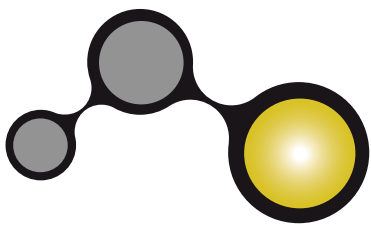


**RGT.0511**

45

18

20

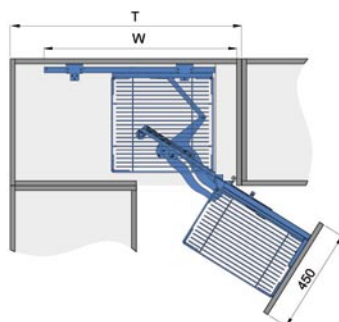
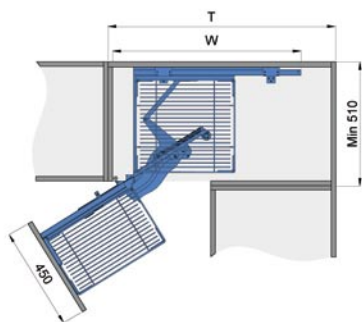
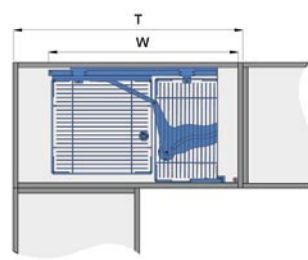
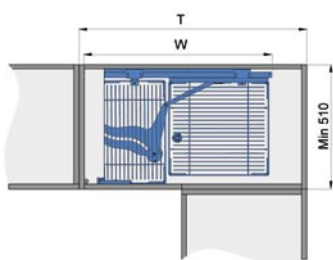


ACCIAIO • STEEL



Left opening

Right opening



### DATI TECNICI • TECHNICAL SPECIFICATION

- Cesto MAGIC CORNER estraibile, ammortizzato.
- Filo acciaio
- Versione destra o sinistra
- Basket MAGIC CORNER soft pull.
- Right or left version

CODICI • ITEM

CABINET

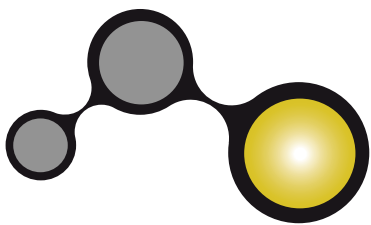
**MGC.1005L.CR**

900

**MGC.1006R.CR**

900



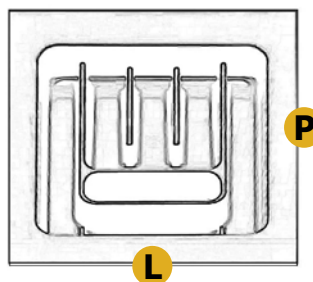


PLASTICA • PLASTIC



DATI TECNICI • TECHNICAL SPECIFICATION

- Porta posate
- Cutlery tray



CODICI • ITEM

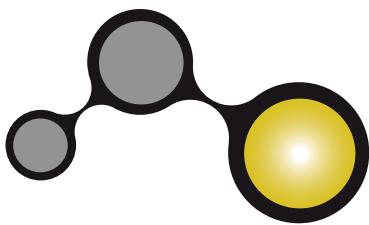
**L**

**P**



<b>PRT.0130.GR</b>	210/230	410/490	15
<b>PRT.0130.B</b>	210/230	410/490	15
<b>PRT.0140.GR</b>	310/360	410/490	15
<b>PRT.0140.B</b>	310/360	410/490	15
<b>PRT.0145.GR</b>	360/445	410/490	10
<b>PRT.0145.B</b>	360/445	410/490	10
<b>PRT.0160.GR</b>	510/530	410/490	10
<b>PRT.0160.B</b>	510/530	410/490	10





ACCIAIO • STEEL

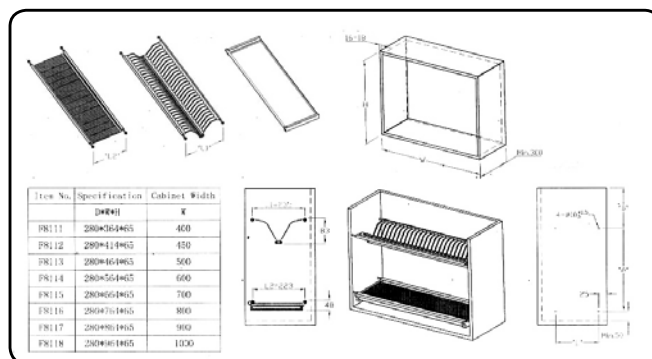
**gvm**  
ITALY



1 Inner boxes

DATI TECNICI • TECHNICAL SPECIFICATION

- Scolapiatti pieghevole con molle. INOX 304
- Folding dish drainer with springs. INOX 304



CODICI • ITEM

CABINET

SCP.0560.IX

600

SCP.0760.IX

800

SCP.0860.IX

900

SCP.0960.IX

1000

ACCIAIO • STEEL

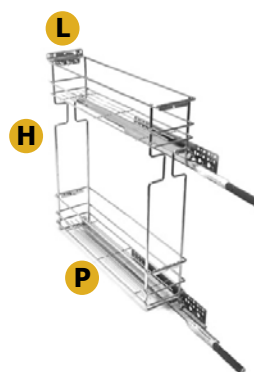
**gvm**  
ITALY



1 Inner boxes

DATI TECNICI • TECHNICAL SPECIFICATION

- Cesto ammortizzato ad estrazione totale JOLLY, con 2 ripiani
- Basket JOLLY 2 floors, full extension with shock absorbers



CODICI • ITEM

L

H

P

CST.150JR.CR

100

480

450

CST.150JS.CR

100

480

450

CST.200JR.CR

150

480

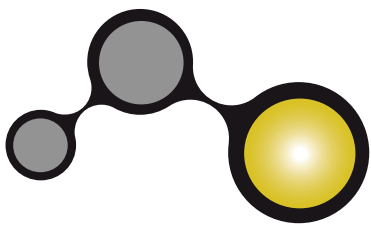
450

CST.200JS.CR

150

480

450



ACCIAIO • STEEL


**gvm**  
ITALY



1 Inner boxes

DATI TECNICI • TECHNICAL SPECIFICATION

- Cesto ad estrazione totale JOLLY, con due ripiani
- Basket JOLLY 2 floors, full extension




CODICI • ITEM

**L** **H** **P**

<b>CST.150J.CR</b>	100	480	450
<b>CST.200J.CR</b>	150	480	450

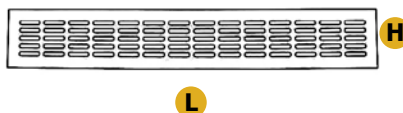
ALLUMINIO • ALUMINIUM

**gvm**  
ITALY



DATI TECNICI • TECHNICAL SPECIFICATION

- Griglia di aerazione
- Aeration grid

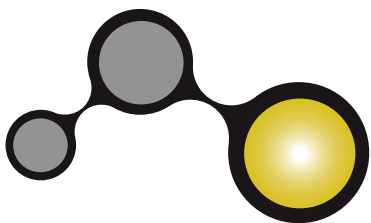


CODICI • ITEM


**L** **H**

<b>GRG.67125.AL</b>	250	50
<b>GRG.67150.AL</b>	500	50





ALLUMINIO • ALUMINIUM



DATI TECNICI • TECHNICAL SPECIFICATION

- Fondo lavello per moduli larghi da 450 a 1200 mm
- Profondità da 470 a 560 mm
- Sink bottom for cabinet by 450 to 1200 mm
- Length by 470 to 560 mm

CODICI • ITEM

**L**

**P**

**FLV.413**

450/1200

470/560

PLASTICA ACCIAIO • PLASTIC STEEL



DATI TECNICI • TECHNICAL SPECIFICATION

- Pattumiera tonda. Secchio 12 o 18 Litri
- Waste bins. Capacity Lt. 12 or 18



CODICI • ITEM

**H**

**P**

**L**

**PTT.P2612.GR**

350

260

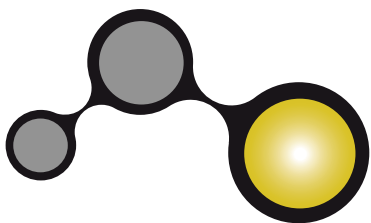
340

**PTT.P2618.GR**

230

260

340



**PLASTICA ACCIAIO • PLASTIC STEEL**



**DATI TECNICI • TECHNICAL SPECIFICATION**

- Pattumiera tonda. Secchio 10 Litri
- Waste bins. Capacity Lt. 10



CODICI • ITEM	H	P
<b>PTT.0206.B</b>	320	265
<b>PTT.0206.GR</b>	320	265
<b>PTT.0706.AL</b>	320	265
<b>PTT.0706.IX</b>	320	265

**PVC • PVC**



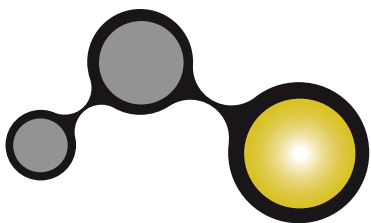
**DATI TECNICI • TECHNICAL SPECIFICATION**

- Alzatina PVC con foglio di alluminio satinato  
Lunghezza 4000 mm
- PVC upstand with aluminium satined foil  
In bars length 4000 mm

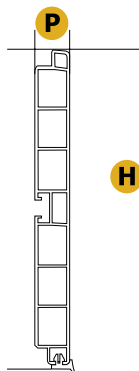



CODICI • ITEM	H	P
<b>ALZ.0001.SAT</b>	39	19
<b>ALZ.KIT01.GR</b>	—	—





PVC • PVC



DATI TECNICI • TECHNICAL SPECIFICATION

- Zoccolo in PVC con foglio di alluminio satinato  
Lunghezza 4000 mm
- PVC Plinth coated with aluminium satined foil

CODICI • ITEM


	H	P	A°
ZCL.0100.SAT	100	13	-
ZCL.0120.SAT	120	13	-
ZCL.0150.SAT	150	13	-



ZCL.090100.SAT	100	-	90°
ZCL.090120.SAT	120	-	90°
ZCL.090150.SAT	150	-	90°



PVC • PLASTIC



DATI TECNICI • TECHNICAL SPECIFICATION

- Tappetino antiscivolo in rotoli. SPESORE 1,2 mm
- A richiesta altri colori e taglio su misura
- A richiesta spessore 2,5 mm

- PVC Anti-slip Mats rolls. THICKNESS 1,2 mm
- On demand other colors and customized cut
- On demand thickness 2,5 mm

CODICI • ITEM

① TPS.12048._	TPS.12060._	TPS.12145._
② TPS.A12048._	TPS.A12060._	TPS.A12145._
③ TPS.R12048._	TPS.R12060._	TPS.R12145._
④ TPS.T12048._	TPS.T12060._	TPS.T12145._

H

480

H

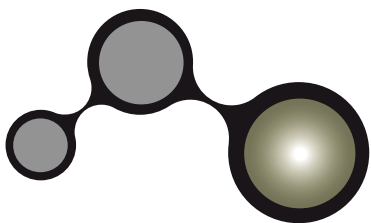
600

H

1450




THICKNESS 1,2 mm.



PLASTICA • PLASTIC

**gvm**  
ITALY



DATI TECNICI • TECHNICAL SPECIFICATION

- Kit di canalizzazione ellittico 88x32 - H 720
- Cable organizer elliptical 88x32 - H720

CODICI • ITEM

**H**

**PSC.V764.GRM**

720



GRM  
○ ○ ○ ○

ALLUMINIO • ALUMINIUM

**MADE**  
ITALY



DATI TECNICI • TECHNICAL SPECIFICATION

- Kit di canalizzazione tondo a 6 o 12 vie - H 720
- Round cable organizer at 6 or 12 ways - H720



CODICI • ITEM

**Ø**

**H**

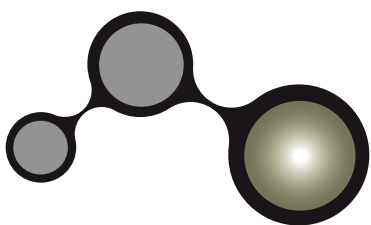
**PSC.K06720.\_**  
**PSC.K12720.\_**

45,4	900
58	900



20 KIT

B N GR TR  
○ ● ○ ○



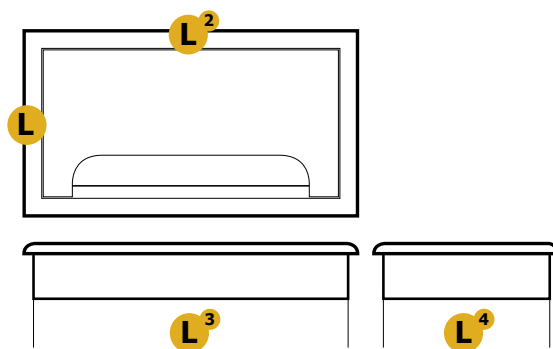
### ALLUMINIO • ALUMINIUM

**gvm**  
ITALY



### DATI TECNICI • TECHNICAL SPECIFICATION

- Passacavo rettangolare/quadrato in alluminio
- Rectangular or square cable grommets in Aluminium

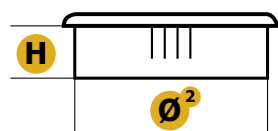
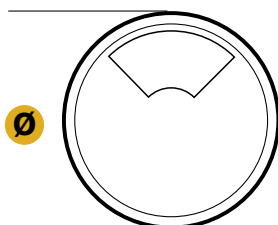


#### CODICI • ITEM

	L	L <sup>2</sup>	L <sup>3</sup>	L <sup>4</sup>
<b>PSC.Q8080.AL</b>	80	80	70	70
<b>PSC.Q80160.AL</b>	80	160	150	70
<b>PSC.Q80260.AL</b>	80	260	250	70

### PLASTICA • PLASTIC

**gvm**  
ITALY



20 Inner boxes

### DATI TECNICI • TECHNICAL SPECIFICATION

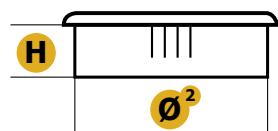
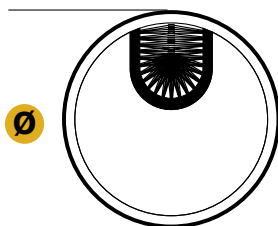
- Passacavo tondo in plastica, H21 Ø80 - Bianco/GRigio/Nero
- Round plastic grommets, H21 Ø80

#### CODICI • ITEM

	Ø	Ø <sup>2</sup>	H
<b>PSC.080H21.B</b>	95	80	21
<b>PSC.080H21.GR</b>	95	80	21
<b>PSC.080H21.N</b>	95	80	21
<b>PSC.060H22.B</b>	71	60	22
<b>PSC.060H22.GR</b>	71	60	22
<b>PSC.060H22.N</b>	71	60	22

### ZAMA • ZAMAK

**gvm**  
ITALY



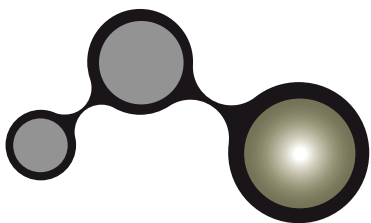
24 Inner boxes

### DATI TECNICI • TECHNICAL SPECIFICATION

- Passacavo tondo in Zama, H22 Ø60
- Round cable grommets in Zamak, H22 Ø60

#### CODICI • ITEM

	Ø	Ø <sup>2</sup>	H
<b>PSC.060Z._</b>	71	60	22




PLASTICA • PLASTIC

DATI TECNICI • TECHNICAL SPECIFICATION

**gvm**  
ITALY

• Carrello portacomputer universale con ruote

• Universal computer holder with wheels



CODICI • ITEM

**L**

**P**

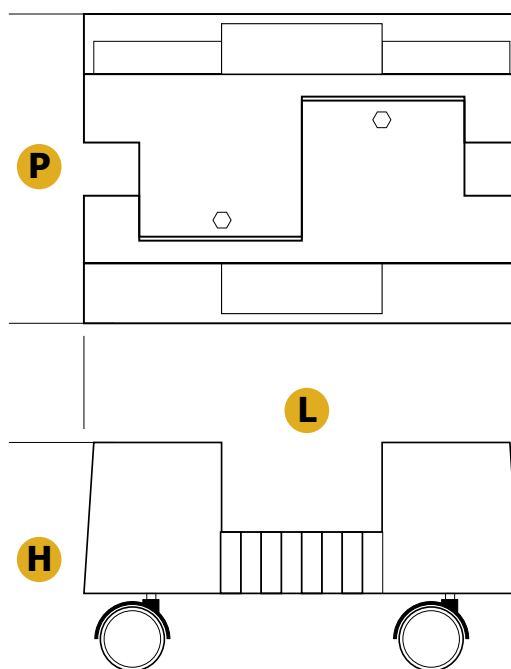
**H**

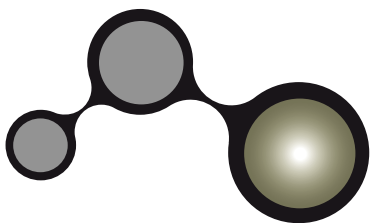
**CPC.2001.GR**

310

150/260

140

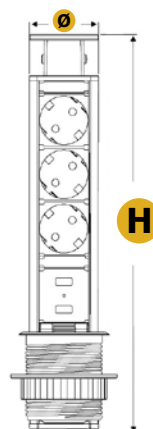




PLASTICA • PLASTIC

DATI TECNICI • TECHNICAL SPECIFICATION

- Torretta elettrificata Ø60
- 3 prese Shuko e 2 porte USB
- Electrified Tower Ø60
- 3 Schuko sockets and 2 USB ports




CODICI • ITEM

Ø H



























<b>TRR.0060.GR</b>	55	315
<b>TRR.0080.GR</b>	75	-
<b>TRR.0100.GR</b>	93	339






# INDICE COLORI

## COLOR INDEX

GZ		<b>GREZZO • RAW</b>	NS		<b>NICHEL SATINATO • NICKEL SATIN</b>
N		<b>NERO • BLACK</b>	SAT		<b>SATINATO • SATIN</b>
B		<b>BIANCO • WHITE</b>	AL		<b>ALLUMINIO • ALUMINIUM</b>
GR		<b>GRIGIO • GREY</b>	TR		<b>TRASPARENTE • TRANSPARENT</b>
GRC		<b>GRIGIO CHIARO • LIGHT GREY</b>	M		<b>MARRONE • BRAUN</b>
GRS		<b>GRIGIO SCURO • DARK GREY</b>	FA		<b>FAGGIO • BEECH</b>
GRM		<b>GRIGIO METALIZZATO • GREY METAL</b>	RB		<b>ROBINIA • LOCUST-TREE</b>
Z		<b>ZINCATO • GALVANIZED</b>	FR		<b>FRASSINO • ASH</b>
ZN		<b>ZINCATO NERO • BLACK GALVANIZED</b>	NC		<b>NOCCIOLA • HAZELNUT</b>
CR		<b>CROMATO • CHROME</b>	CI		<b>CILIEGIO • CHERRY</b>
IX		<b>INOX • INOX</b>	LE		<b>LEGNO NOBILITATO • WOOD ENNOBLED</b>
CO		<b>CROMATO OPACO • MATT CHROME</b>	BE		<b>BEIGE • BEIGE</b>
NK		<b>NICHEL • NICKEL</b>	S		<b>ARGENTO • SILVER</b>

---

VE  **VERNICIABILE • PAINTED**









